

Monthly Reporting

Report from 01 May 2022 to 31 May 2022

Report for Resource Pool Archer2 on archer2

A total of 4,350,912 CUs were available during this period.

Use and Allocations (by Project)

In the following table, Charged refers to usage which was charged against the project Allocation; whereas Used refers to usage including uncharged time. Uncharged time can arise from use of the Low Priority queue and/or during times when charging is disabled on the service.

The (Allocation) column is the time allocated to the project, scaled according to the reporting period and shown as a fraction of the available resources. If this report period is a sub-period of the Allocation period then the SAFE calculates the Allocation for this sub-period based on a linear spend profile of the total Allocation. If the usage for a project is not linear across the full Allocation period the the Use can be larger than the extrapolated Allocation.

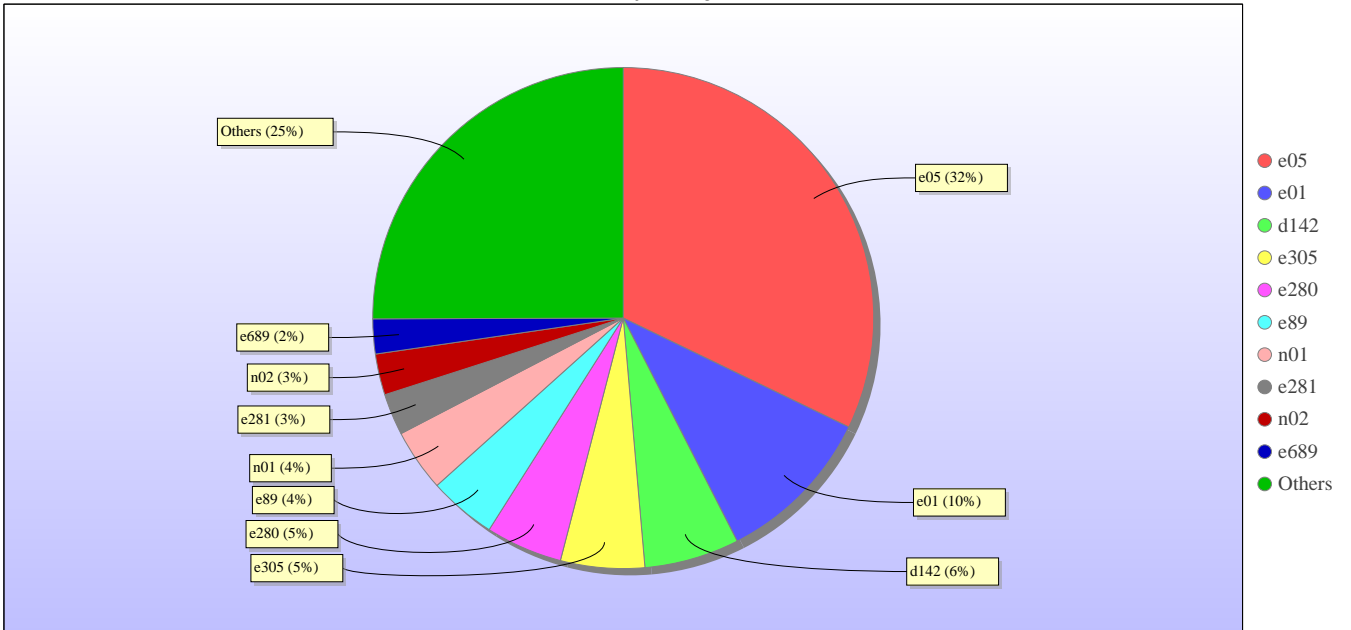
Project	Project Class	Number of Jobs	Charged CUs	Charged Utilisation	Used CUs	Utilisation	Allocated CUs	Allocation
e683	Pioneer Projects	12	51.1	0.00%	51.1	0.00%	14,253.0	0.33%
e685	Pioneer Projects	583	15,912.4	0.37%	44,449.1	1.02%	21,071.1	0.48%
e686	Pioneer Projects	154	45,489.0	1.05%	47,085.1	1.08%	18,844.1	0.43%
e687	Pioneer Projects	668	52,652.9	1.21%	54,554.7	1.25%	16,822.7	0.39%
e688	Pioneer Projects	761	41,544.0	0.95%	47,899.1	1.10%	22,698.6	0.52%
e689	Pioneer Projects	33	85,124.4	1.96%	86,798.3	1.99%	26,210.5	0.60%
e690	Pioneer Projects	249	18,711.7	0.43%	31,254.4	0.72%	25,696.5	0.59%
e691	Pioneer Projects	11	8,319.2	0.19%	8,319.2	0.19%	26,198.1	0.60%
e692	Pioneer Projects	9	11,661.2	0.27%	11,661.2	0.27%	19,776.0	0.45%
e693	Pioneer Projects	75	17,857.9	0.41%	18,223.8	0.42%	17,131.0	0.39%
E635	Class1a	325	1,741.0	0.04%	1,741.0	0.04%	3,372.3	0.08%
c01	Class1a	2,120	26,718.8	0.61%	29,284.9	0.67%	24,829.0	0.57%
e348	Class1a	188	2,264.8	0.05%	2,264.8	0.05%	4,651.1	0.11%
e572	Class1a	1,014	1,098.2	0.03%	1,338.3	0.03%	2,106.5	0.05%
e575	Class1a	8	0.6	0.00%	0.6	0.00%	3,370.3	0.08%
e607	Class1a	377	2,159.8	0.05%	2,354.2	0.05%	9,962.3	0.23%
e609	Class1a	2,928	436.5	0.01%	17,352.7	0.40%	3,274.6	0.08%
e630	Class1a	41	52,445.7	1.21%	59,085.1	1.36%	19,898.4	0.46%
e637	Class1a	0	0.0	0.00%	0.0	0.00%	1,778.3	0.04%
e642	Class1a	0	0.0	0.00%	0.0	0.00%	4,918.9	0.11%
e643	Class1a	80	121.7	0.00%	121.7	0.00%	3,029.2	0.07%
e645	Class1a	101	1,867.2	0.04%	1,941.0	0.04%	2,691.1	0.06%
e647	Class1a	441	2,154.1	0.05%	2,196.0	0.05%	2,663.2	0.06%
e649	Class1a	39	584.9	0.01%	1,759.7	0.04%	1,444.1	0.03%
e651	Class1a	0	0.0	0.00%	0.0	0.00%	1,367.2	0.03%
e655	Class1a	213	2,739.1	0.06%	20,300.3	0.47%	3,164.9	0.07%
e663	Class1a	897	6,680.8	0.15%	6,688.5	0.15%	3,372.3	0.08%
e664	Class1a	0	0.0	0.00%	0.0	0.00%	899.3	0.02%
e667	Class1a	195	3,108.8	0.07%	3,651.2	0.08%	2,204.1	0.05%
e681	Class1a	0	0.0	0.00%	0.0	0.00%	2,484.0	0.06%
e682	Class1a	0	0.0	0.00%	0.0	0.00%	7,573.6	0.17%
e684	Class1a	98	31.7	0.00%	31.7	0.00%	2,094.5	0.05%

Project	Project Class	Number of Jobs	Charged CUs	Charged Utilisation	Used CUs	Utilisation	Allocated CUs	Allocation
e694	Class1a	264	1,923.7	0.04%	1,928.5	0.04%	2,880.9	0.07%
e696	Class1a	83	651.9	0.01%	651.9	0.01%	154.6	0.00%
e697	Class1a	70	21,877.5	0.50%	61,351.6	1.41%	8,922.3	0.21%
e700	Class1a	99	537.4	0.01%	537.4	0.01%	3,391.9	0.08%
e701	Class1a	13	1,223.7	0.03%	1,223.7	0.03%	1,881.4	0.04%
e702	Class1a	40	2,090.6	0.05%	2,092.6	0.05%	1,006.3	0.02%
e706	Class1a	0	0.0	0.00%	0.0	0.00%	513.9	0.01%
e707	Class1a	32	73.3	0.00%	73.3	0.00%	10,162.0	0.23%
e708	Class1a	0	0.0	0.00%	0.0	0.00%	4,044.4	0.09%
e710	Class1a	0	0.0	0.00%	0.0	0.00%	2,022.2	0.05%
e712	Class1a	46	11,614.9	0.27%	12,897.2	0.30%	16,844.0	0.39%
e720	Class1a	2,765	5,153.7	0.12%	5,179.0	0.12%	7,284.1	0.17%
e721	Class1a	0	0.0	0.00%	0.0	0.00%	2,236.1	0.05%
e723	Class1a	1,017	36,327.1	0.83%	48,663.9	1.12%	20,335.2	0.47%
e724	Class1a	50	303.9	0.01%	303.9	0.01%	11,680.5	0.27%
e728	Class1a	457	6,681.8	0.15%	6,686.6	0.15%	2,393.3	0.06%
e738	Class1a	0	0.0	0.00%	0.0	0.00%	4,810.4	0.11%
e752	Class1a	0	0.0	0.00%	0.0	0.00%	3,557.4	0.08%
e6337	Class1a	65	633.5	0.01%	633.5	0.01%	2,794.3	0.06%
ec110	Class1a	0	0.0	0.00%	0.0	0.00%	1,011.1	0.02%
e01	Consortia	1,963	300,793.9	6.91%	398,275.6	9.15%	229,586.4	5.28%
e05	Consortia	27,617	518,625.8	11.92%	1,241,335.8	28.53%	727,024.0	16.71%
e89	Consortia	10,285	159,193.0	3.66%	168,175.7	3.87%	344,379.7	7.92%
e280	Consortia	7,181	139,389.6	3.20%	191,103.1	4.39%	153,057.9	3.52%
e281	Consortia	1,793	94,666.7	2.18%	103,329.8	2.37%	78,259.3	1.80%
e283	Consortia	2,638	48,987.9	1.13%	61,829.7	1.42%	38,264.7	0.88%
e305	Consortia	1,808	192,809.3	4.43%	209,211.2	4.81%	114,793.2	2.64%
e585	Consortia	2,395	45,981.5	1.06%	74,208.2	1.71%	114,793.2	2.64%
e718	Pump Priming	93	15.2	0.00%	15.2	0.00%	64.5	0.00%
e725	Pump Priming	0	0.0	0.00%	0.0	0.00%	44.2	0.00%
e726	Pump Priming	0	0.0	0.00%	0.0	0.00%	44.2	0.00%
e727	Pump Priming	430	3,273.8	0.08%	3,325.0	0.08%	3,287.0	0.08%
e729	Pump Priming	0	0.0	0.00%	0.0	0.00%	90.6	0.00%
e737	Pump Priming	211	115.3	0.00%	304.3	0.01%	167.9	0.00%
e741	Pump Priming	17	59.2	0.00%	59.2	0.00%	137.0	0.00%
e749	Pump Priming	0	0.0	0.00%	0.0	0.00%	578.8	0.01%
e750	Pump Priming	0	0.0	0.00%	0.0	0.00%	567.2	0.01%
e753	Pump Priming	72	3,689.9	0.08%	3,825.2	0.09%	677.6	0.02%
ta026	Training	0	0.0	0.00%	0.0	0.00%	63.5	0.00%
ta027	Training	5	0.7	0.00%	0.7	0.00%	63.5	0.00%
ta037	Training	0	0.0	0.00%	0.0	0.00%	63.6	0.00%
ta038	Training	0	0.0	0.00%	0.0	0.00%	63.6	0.00%
ta052	Training	0	0.0	0.00%	0.0	0.00%	511.4	0.01%
e507	Access to HPC	132	3,034.6	0.07%	3,389.7	0.08%	4,221.1	0.10%
e596	Access to HPC	47	583.4	0.01%	583.4	0.01%	5,333.8	0.12%
e632	Access to HPC	0	0.0	0.00%	0.0	0.00%	7,400.6	0.17%
e673	Access to HPC	184	4,031.1	0.09%	4,031.1	0.09%	4,988.6	0.11%
e674	Access to HPC	46	684.9	0.02%	684.9	0.02%	3,336.3	0.08%
e675	Access to HPC	110	361.6	0.01%	361.6	0.01%	10,402.0	0.24%
e676	Access to HPC	418	8,032.9	0.18%	8,039.9	0.18%	3,452.4	0.08%
e677	Access to HPC	0	0.0	0.00%	0.0	0.00%	7.3	0.00%
e678	Access to HPC	0	0.0	0.00%	0.0	0.00%	822.3	0.02%
e679	Access to HPC	0	0.0	0.00%	0.0	0.00%	4,933.7	0.11%
e680	Access to HPC	0	0.0	0.00%	0.0	0.00%	6,989.5	0.16%
e705	Access to HPC	42	154.4	0.00%	154.4	0.00%	3,779.3	0.09%
e730	Access to HPC	44	1,611.2	0.04%	1,611.2	0.04%	4,933.7	0.11%
e731	Access to HPC	17	577.2	0.01%	578.2	0.01%	8,565.5	0.20%
e732	Access to HPC	155	3,253.9	0.07%	3,286.3	0.08%	5,139.3	0.12%
e733	Access to HPC	0	0.0	0.00%	0.0	0.00%	3,289.2	0.08%
e734	Access to HPC	318	3,631.7	0.08%	3,631.7	0.08%	7,691.8	0.18%
e735	Access to HPC	0	0.0	0.00%	0.0	0.00%	7,992.6	0.18%
e736	Access to HPC	8	0.0	0.00%	239.6	0.01%	12,334.3	0.28%
e742	Access to HPC	102	1,868.0	0.04%	1,868.0	0.04%	1,179.6	0.03%

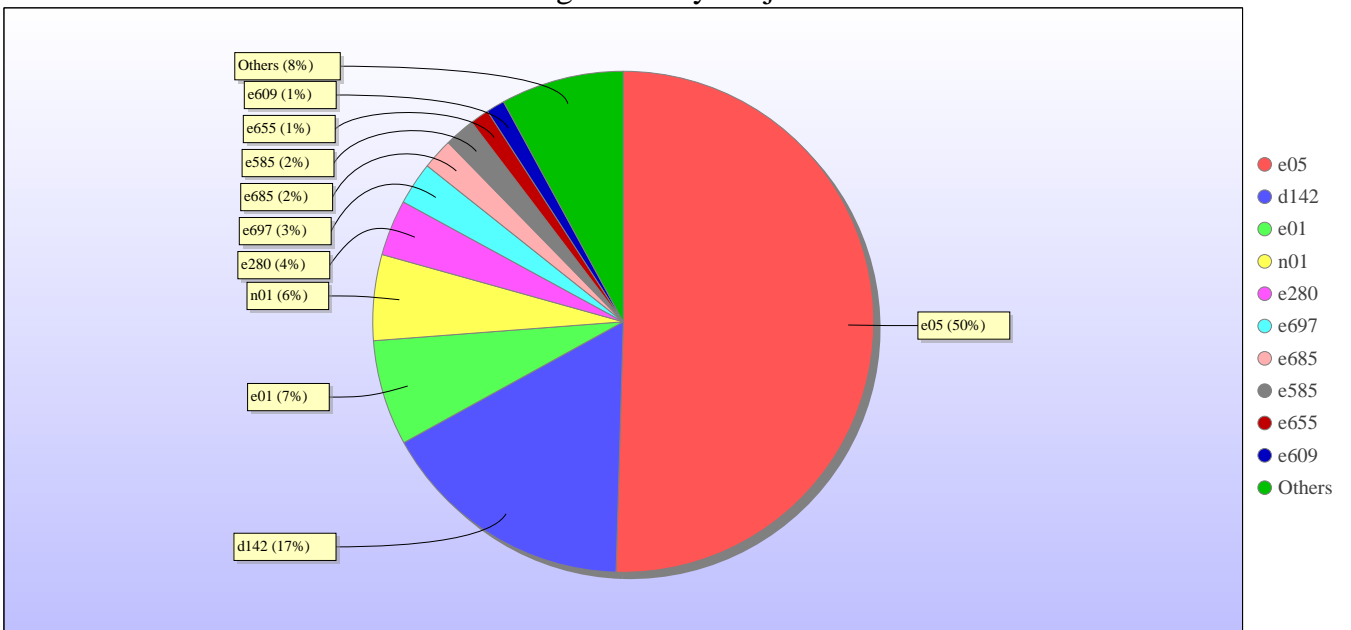
Project	Project Class	Number of Jobs	Charged CUs	Charged Utilisation	Used CUs	Utilisation	Allocated CUs	Allocation
e743	Access to HPC	756	24,585.9	0.57%	24,588.8	0.57%	8,324.7	0.19%
e744	Access to HPC	41	45.2	0.00%	5,852.0	0.13%	3,073.7	0.07%
e745	Access to HPC	7	0.3	0.00%	0.3	0.00%	6,511.5	0.15%
e746	Access to HPC	0	0.0	0.00%	0.0	0.00%	15,348.5	0.35%
e747	Access to HPC	0	0.0	0.00%	0.0	0.00%	44,233.4	1.02%
e748	Access to HPC	11	500.4	0.01%	500.4	0.01%	16,851.6	0.39%
EPSRC Total		75,567	2,051,129.2	47.14%	3,157,031.2	72.56%	2,435,496.9	55.98%
n01	Consortia	3,939	76,117.7	1.75%	155,230.3	3.57%	149,989.0	3.45%
n02	Consortia	49,939	100,385.1	2.31%	102,396.0	2.35%	534,813.7	12.29%
n03	Consortia	6,108	76,299.1	1.75%	77,563.6	1.78%	166,465.8	3.83%
NERC Total		59,986	252,801.9	5.81%	335,189.9	7.70%	851,268.5	19.57%
b19	Class1a	0	0.0	0.00%	0.0	0.00%	379.6	0.01%
e621	Class1a	0	0.0	0.00%	0.0	0.00%	2,156.0	0.05%
BBSRC Total		0	0.0	0.00%	0.0	0.00%	2,535.6	0.06%
pr1u1555	DECI: EXEC	0	0.0	0.00%	0.0	0.00%	637.4	0.01%
pr1u1654	DECI: EXEC	10	362.2	0.01%	362.2	0.01%	675.1	0.02%
pr1u1657	DECI: EXEC	6	192.3	0.00%	192.3	0.00%	532.2	0.01%
pr1u1659	DECI: EXEC	400	930.6	0.02%	936.5	0.02%	1,530.7	0.04%
pr1u1751	DECI: EXEC	3,908	3,628.7	0.08%	3,644.2	0.08%	1,621.7	0.04%
pr1u1752	DECI: EXEC	18	3,904.2	0.09%	3,904.2	0.09%	1,927.1	0.04%
pr1u1753	DECI: EXEC	5	4,520.8	0.10%	4,520.8	0.10%	3,936.2	0.09%
pr1u1754	DECI: EXEC	0	0.0	0.00%	0.0	0.00%	2,649.8	0.06%
pr1u1755	DECI: EXEC	199	2,136.4	0.05%	2,223.5	0.05%	1,734.4	0.04%
pr1u1756	DECI: EXEC	279	9,880.2	0.23%	10,005.4	0.23%	4,089.0	0.09%
pr1u1757	DECI: EXEC	0	0.0	0.00%	0.0	0.00%	916.8	0.02%
pr1u1758	DECI: EXEC	24	1,799.2	0.04%	1,868.3	0.04%	759.9	0.02%
pr1u1759	DECI: EXEC	0	0.0	0.00%	0.0	0.00%	1,540.7	0.04%
pr1u1760	DECI: EXEC	245	813.4	0.02%	813.4	0.02%	578.1	0.01%
pr1u1702	DECI: HOME	124	883.4	0.02%	883.4	0.02%	1,702.7	0.04%
pr1u1707	DECI: HOME	466	609.4	0.01%	609.4	0.01%	1,475.4	0.03%
pr1ush02	DECI: HOME	296	1,568.4	0.04%	1,572.5	0.04%	3,452.3	0.08%
pr1ushpc	DECI: HOME	0	0.0	0.00%	0.0	0.00%	82.9	0.00%
PRACE Total		5,980	31,229.1	0.72%	31,535.9	0.72%	29,842.5	0.69%
ecseaa11	eCSE	7	7.0	0.00%	7.0	0.00%	78.6	0.00%
ecseaa19	eCSE	0	0.0	0.00%	0.0	0.00%	102.9	0.00%
ecseaa26	eCSE	0	0.0	0.00%	0.0	0.00%	126.5	0.00%
ecseab02	eCSE	0	0.0	0.00%	0.0	0.00%	93.1	0.00%
ecseab03	eCSE	0	0.0	0.00%	0.0	0.00%	150.3	0.00%
ecseab06	eCSE	96	205.1	0.00%	224.4	0.01%	23.9	0.00%
ecseab11	eCSE	0	0.0	0.00%	0.0	0.00%	19.0	0.00%
ecseab12	eCSE	35	725.7	0.02%	725.7	0.02%	103.2	0.00%
ecseab13	eCSE	0	0.0	0.00%	0.0	0.00%	37.4	0.00%
ecseac02	eCSE	0	0.0	0.00%	0.0	0.00%	56.9	0.00%
ecseac04	eCSE	0	0.0	0.00%	0.0	0.00%	101.4	0.00%
ecseac05	eCSE	61	552.3	0.01%	552.3	0.01%	63.9	0.00%
ecseac06	eCSE	12	3.7	0.00%	3.7	0.00%	78.8	0.00%
ecseac10	eCSE	1	0.0	0.00%	0.0	0.00%	113.1	0.00%
ecseac12	eCSE	0	0.0	0.00%	0.0	0.00%	84.2	0.00%
ecseac14	eCSE	0	0.0	0.00%	0.0	0.00%	65.3	0.00%
ecseac15	eCSE	0	0.0	0.00%	0.0	0.00%	25.9	0.00%
ecsead01	eCSE	0	0.0	0.00%	0.0	0.00%	98.2	0.00%
ecsead02	eCSE	0	0.0	0.00%	0.0	0.00%	36.8	0.00%
ecsead03	eCSE	0	0.0	0.00%	0.0	0.00%	82.9	0.00%
ecsead05	eCSE	0	0.0	0.00%	0.0	0.00%	93.6	0.00%
ecsead06	eCSE	56	11.0	0.00%	11.0	0.00%	73.9	0.00%
ecsead07	eCSE	0	0.0	0.00%	0.0	0.00%	60.4	0.00%
ecsead08	eCSE	11	0.2	0.00%	0.2	0.00%	78.0	0.00%
ecseae03	eCSE	0	0.0	0.00%	0.0	0.00%	18.1	0.00%
ecseae04	eCSE	0	0.0	0.00%	0.0	0.00%	81.0	0.00%
ecseae08	eCSE	0	0.0	0.00%	0.0	0.00%	84.6	0.00%
ecseae09	eCSE	0	0.0	0.00%	0.0	0.00%	75.3	0.00%
ecseaf01	eCSE	0	0.0	0.00%	0.0	0.00%	64.0	0.00%
ecseaf02	eCSE	0	0.0	0.00%	0.0	0.00%	1.7	0.00%

Project	Project Class	Number of Jobs	Charged CUs	Charged Utilisation	Used CUs	Utilisation	Allocated CUs	Allocation
ecseaf03	eCSE	0	0.0	0.00%	0.0	0.00%	3.3	0.00%
ecseaf04	eCSE	0	0.0	0.00%	0.0	0.00%	2.1	0.00%
ecseaf06	eCSE	0	0.0	0.00%	0.0	0.00%	16.3	0.00%
eCSE Total		279	1,505.0	0.03%	1,524.2	0.04%	2,194.5	0.05%
d35	Research	1	0.3	0.00%	0.3	0.00%	92.8	0.00%
d56	Research	542	9,487.0	0.22%	9,617.0	0.22%	7,020.2	0.16%
d114	Research	224	1,565.7	0.04%	1,570.2	0.04%	15,693.2	0.36%
d118	Research	196	36.8	0.00%	37.6	0.00%	792.7	0.02%
d137	Research	0	0.0	0.00%	0.0	0.00%	1,681.6	0.04%
d142	Research	19	0.0	0.00%	236,742.3	5.44%	1,915.9	0.04%
d155	Research	56	694.9	0.02%	2,099.4	0.05%	0.0	0.00%
d175	Research	21	1.5	0.00%	1.5	0.00%	1,414.1	0.03%
dc129	Research	3,293	401.0	0.01%	401.0	0.01%	1,698.6	0.04%
d105	Industrial	0	0.0	0.00%	0.0	0.00%	3,132.0	0.07%
d181	Industrial	0	0.0	0.00%	0.0	0.00%	1,274.0	0.03%
d432	Industrial	258	2,020.2	0.05%	2,065.9	0.05%	1,246.3	0.03%
d433	Industrial	4	2.9	0.00%	2.9	0.00%	78.3	0.00%
i01	Industrial	0	0.0	0.00%	0.0	0.00%	5.3	0.00%
i18	Industrial	7	16.8	0.00%	16.8	0.00%	2,351.2	0.05%
i21	Industrial	0	0.0	0.00%	0.0	0.00%	16,868.6	0.39%
i24	Industrial	0	0.0	0.00%	0.0	0.00%	39.0	0.00%
i25	Industrial	72	0.2	0.00%	0.2	0.00%	119.8	0.00%
i238	Industrial	0	0.0	0.00%	0.0	0.00%	511.9	0.01%
i239	Industrial	122	603.1	0.01%	674.5	0.02%	826.7	0.02%
i241	Industrial	5	146.5	0.00%	146.5	0.00%	1,766.6	0.04%
i242	Industrial	34	176.5	0.00%	176.5	0.00%	712.5	0.02%
i243	Industrial	0	0.0	0.00%	0.0	0.00%	109.1	0.00%
ic062	Industrial	0	0.0	0.00%	0.0	0.00%	27.4	0.00%
d176	Training	31	1.5	0.00%	1.5	0.00%	31.6	0.00%
d180	Training	467	30.7	0.00%	30.7	0.00%	328.9	0.01%
ta046	Training	0	0.0	0.00%	0.0	0.00%	32.0	0.00%
ta047	Training	0	0.0	0.00%	0.0	0.00%	32.0	0.00%
ta053	Training	0	0.0	0.00%	0.0	0.00%	33.6	0.00%
ta059	Training	30	0.2	0.00%	114.8	0.00%	33.7	0.00%
ta061	Training	32	647.1	0.01%	647.1	0.01%	125.1	0.00%
ta062	Training	0	0.0	0.00%	0.0	0.00%	40.8	0.00%
ta063	Training	0	0.0	0.00%	0.0	0.00%	40.8	0.00%
ta064	Training	68	40.9	0.00%	40.9	0.00%	220.4	0.01%
ta065	Training	37	0.7	0.00%	0.7	0.00%	45.6	0.00%
ta066	Training	196	9.6	0.00%	8.6	0.00%	215.3	0.00%
ta067	Training	1	0.0	0.00%	0.0	0.00%	19.1	0.00%
ta068	Training	0	0.0	0.00%	0.0	0.00%	19.1	0.00%
ta069	Training	0	0.0	0.00%	0.0	0.00%	19.1	0.00%
ta070	Training	20	124.6	0.00%	124.6	0.00%	304.9	0.01%
ta071	Training	0	0.0	0.00%	0.0	0.00%	21.5	0.00%
ta072	Training	0	0.0	0.00%	0.0	0.00%	34.3	0.00%
ta073	Training	0	0.0	0.00%	0.0	0.00%	16.9	0.00%
y01	Service	117	328.9	0.01%	219.3	0.01%	74.8	0.00%
y02	Service	151	1.4	0.00%	4,963.7	0.11%	484.3	0.01%
y23	Service	13	0.1	0.00%	0.1	0.00%	55.6	0.00%
z19	Service	1,359	74,312.1	1.71%	74,313.2	1.71%	84,699.5	1.95%
z99	Service	0	0.0	0.00%	0.0	0.00%	0.6	0.00%
d177	UoE Access	0	0.0	0.00%	0.0	0.00%	84.9	0.00%
DirectorsTime Total		7,376	90,651.2	2.08%	334,017.9	7.68%	146,392.0	3.36%
y07	Service	5	0.0	0.00%	13.8	0.00%	849.3	0.02%
z01	Service	0	0.0	0.00%	0.0	0.00%	849.3	0.02%
z02	Service	11	0.1	0.00%	0.1	0.00%	373.0	0.01%
CSE Total		16	0.1	0.00%	13.9	0.00%	2,071.7	0.05%
Total		149,204	2,427,316.4	55.79%	3,859,313.1	88.70%	3,469,801.7	79.75%

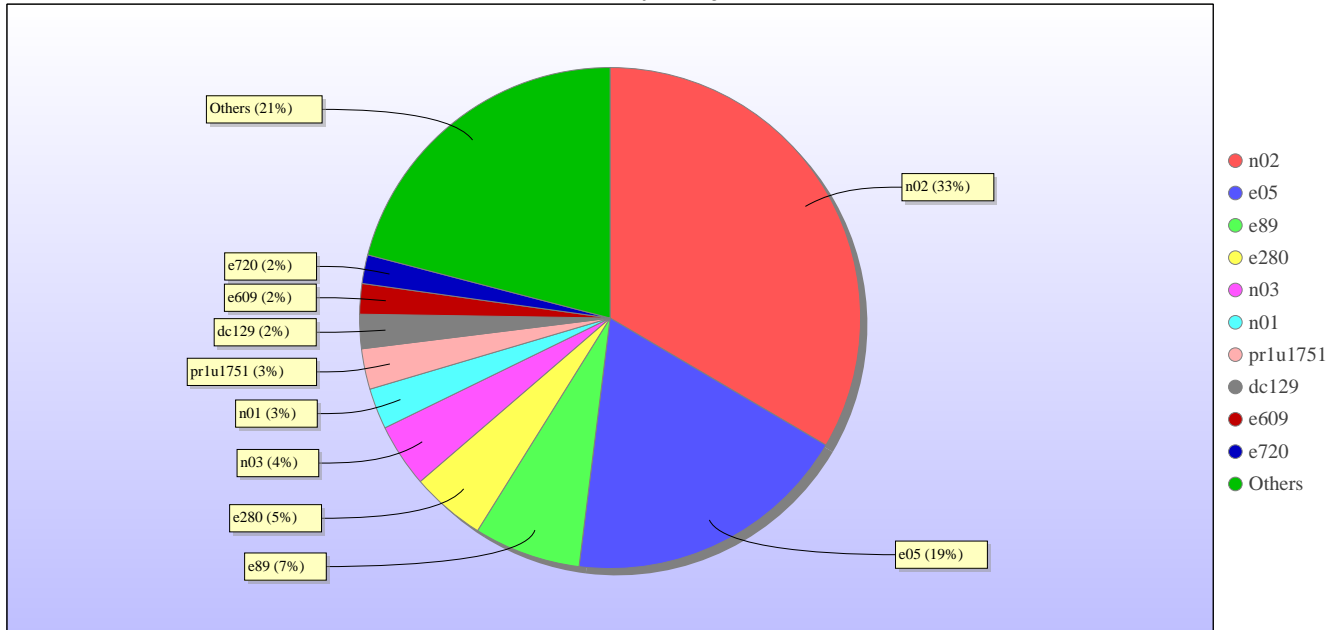
Use by Project



Uncharged Use by Project



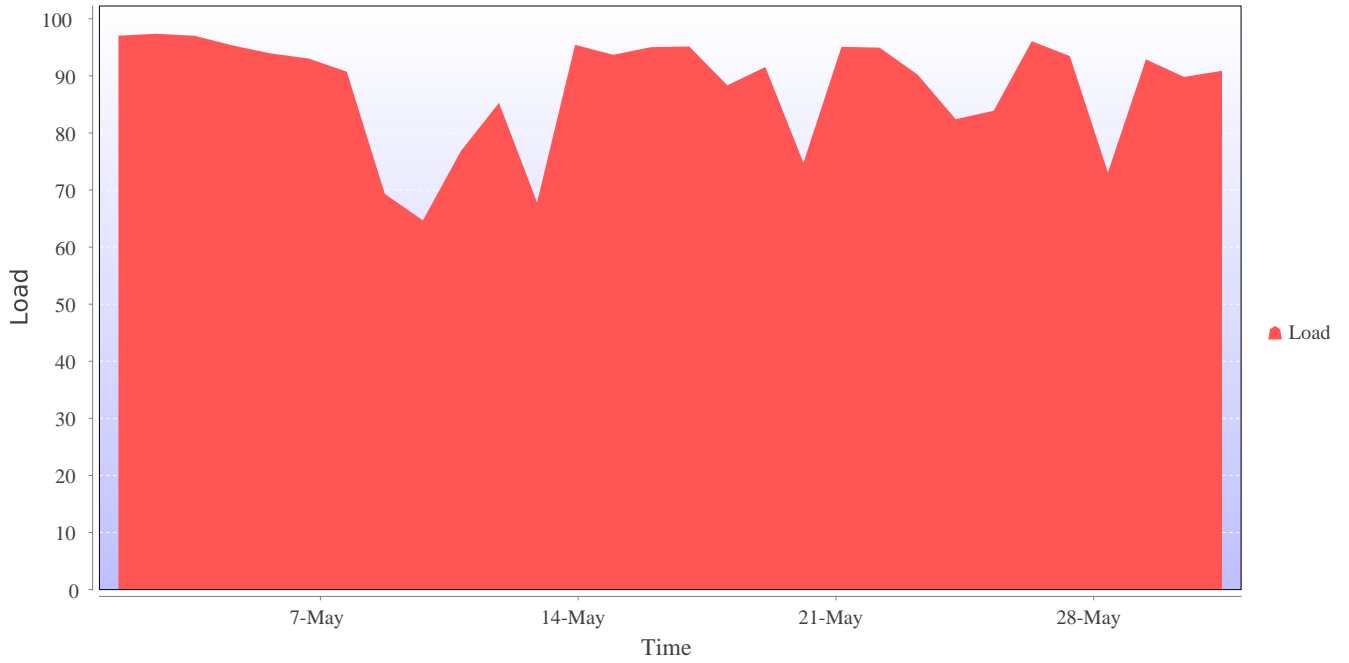
Jobs by Project



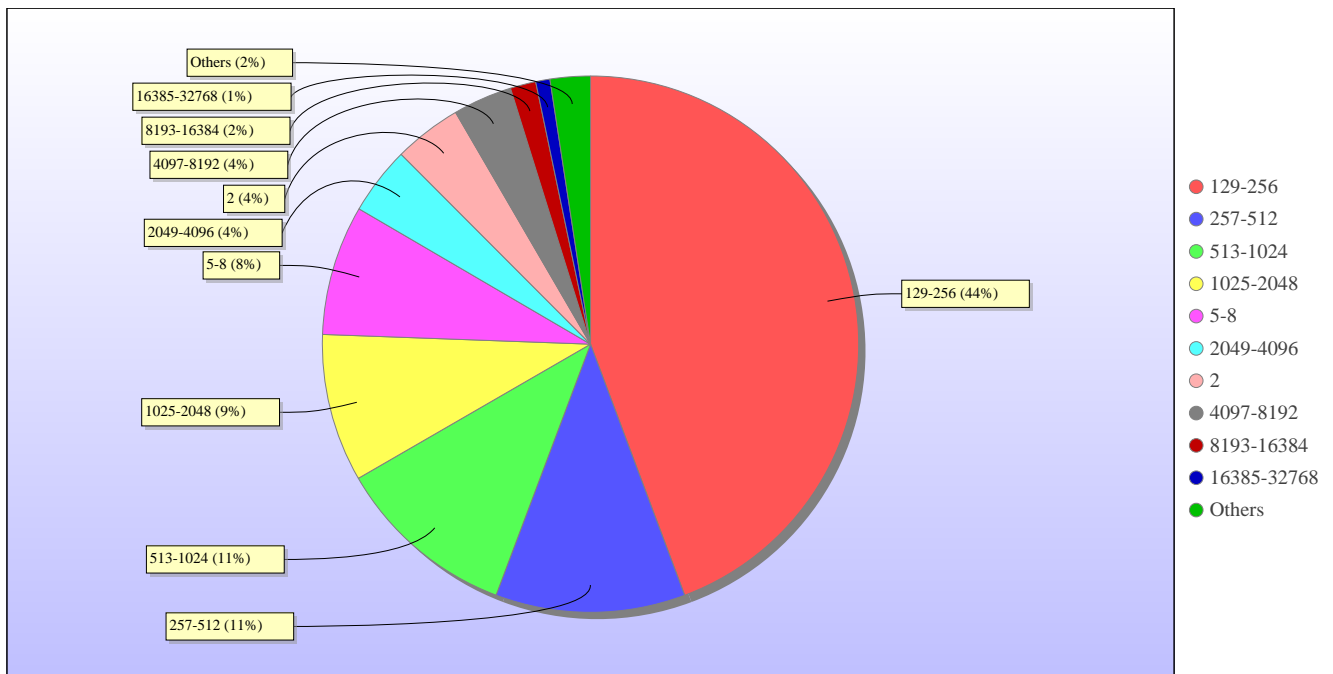
CUs (by Size)

Size	CUs	Number of Jobs
1	0	284
2	0.01	6,101
3-4	0	91
5-8	0	11,695
9-16	0.005	1,211
17-32	0.018	190
33-64	0.005	69
65-128	0	918
129-256	133,163.172	66,082
257-512	123,315.737	17,068
513-1024	193,802.156	16,312
1025-2048	307,295.318	13,306
2049-4096	313,407.863	6,120
4097-8192	370,123.636	5,321
8193-16384	314,148.772	2,305
16385-32768	254,716.254	1,282
32769-65536	180,252.378	467
65537-131072	145,098.123	205
131073-262144	63,201.461	146
262145-524288	25,293.923	21
524289-1048576	3,497.529	10

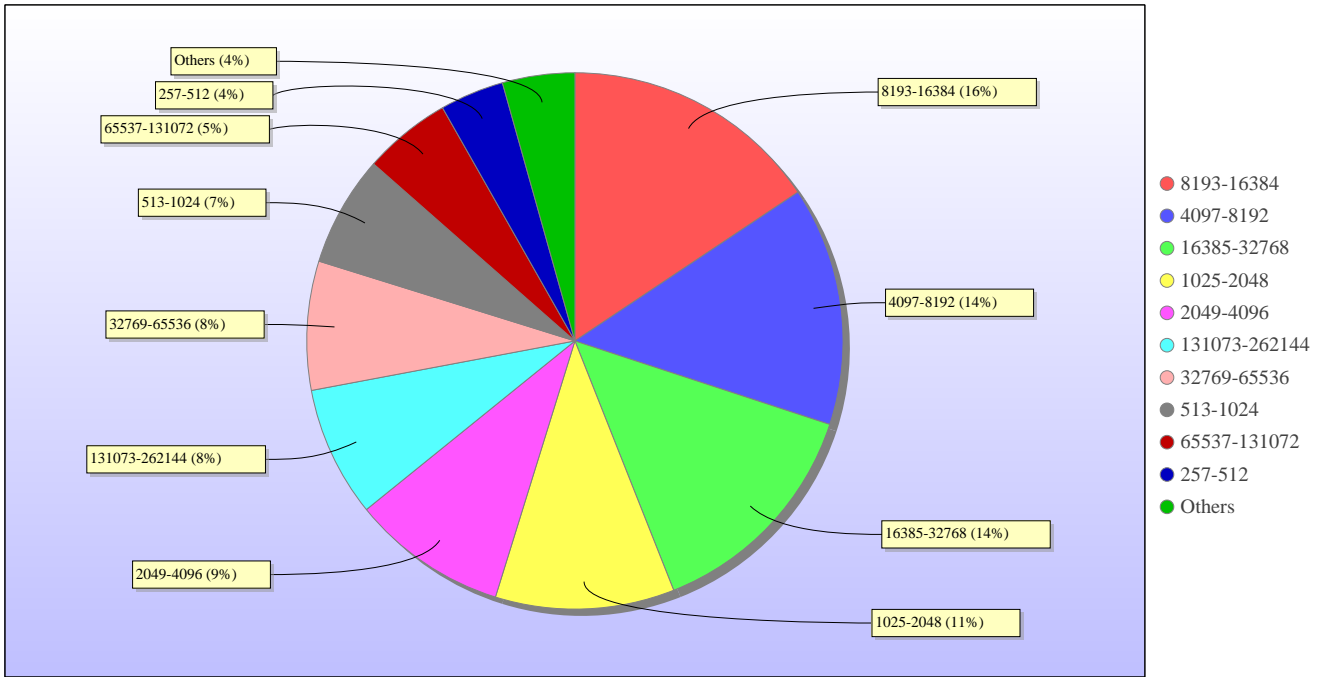
Load plots



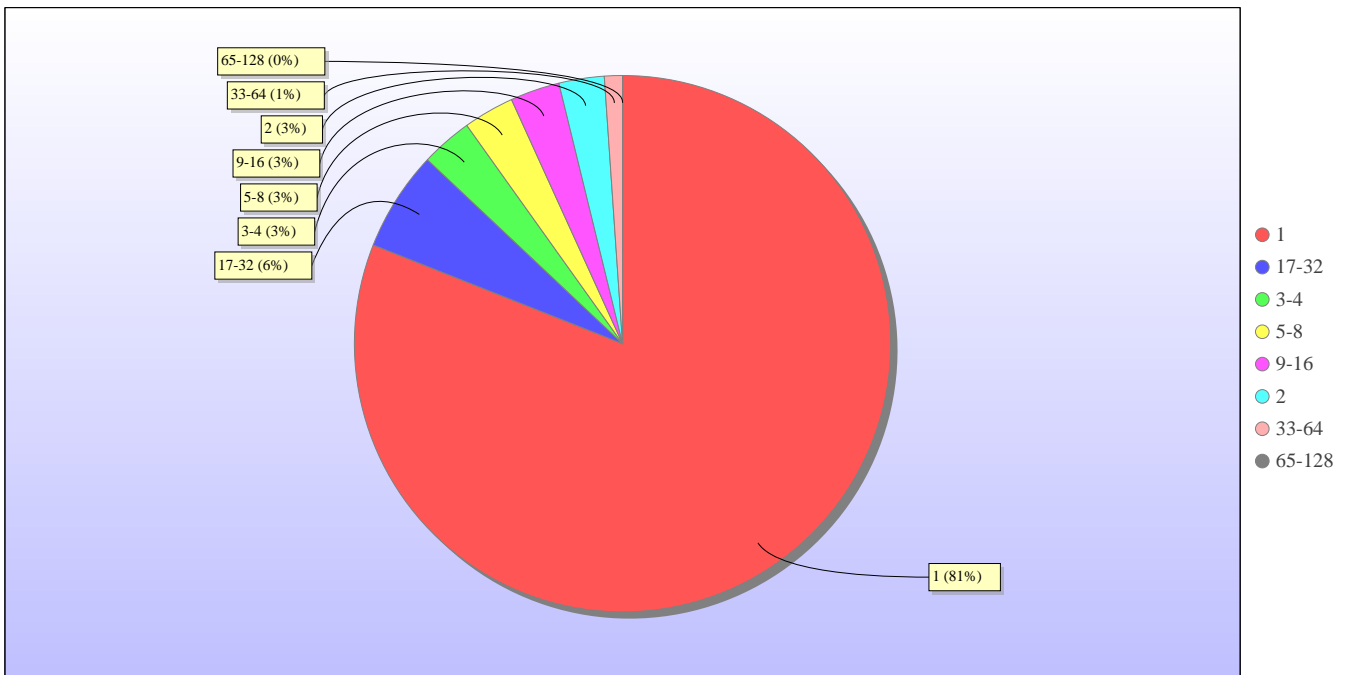
Percentage load on machine



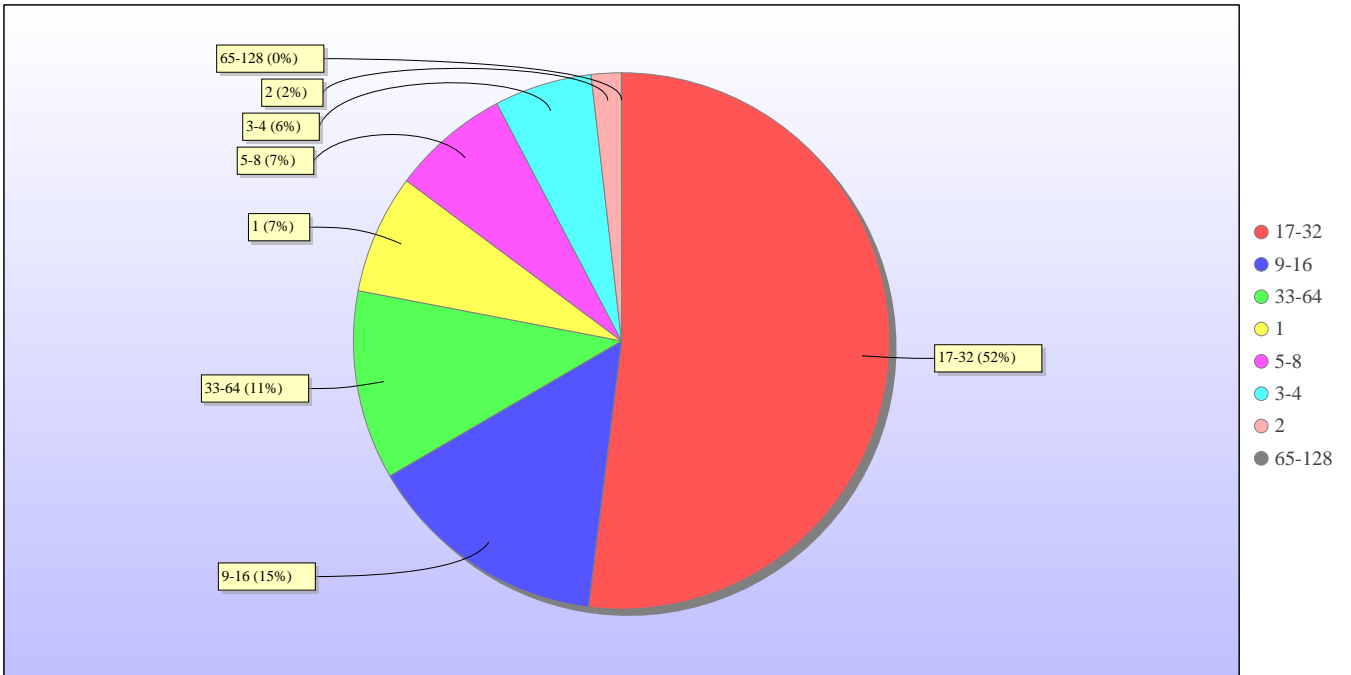
Jobs by Size



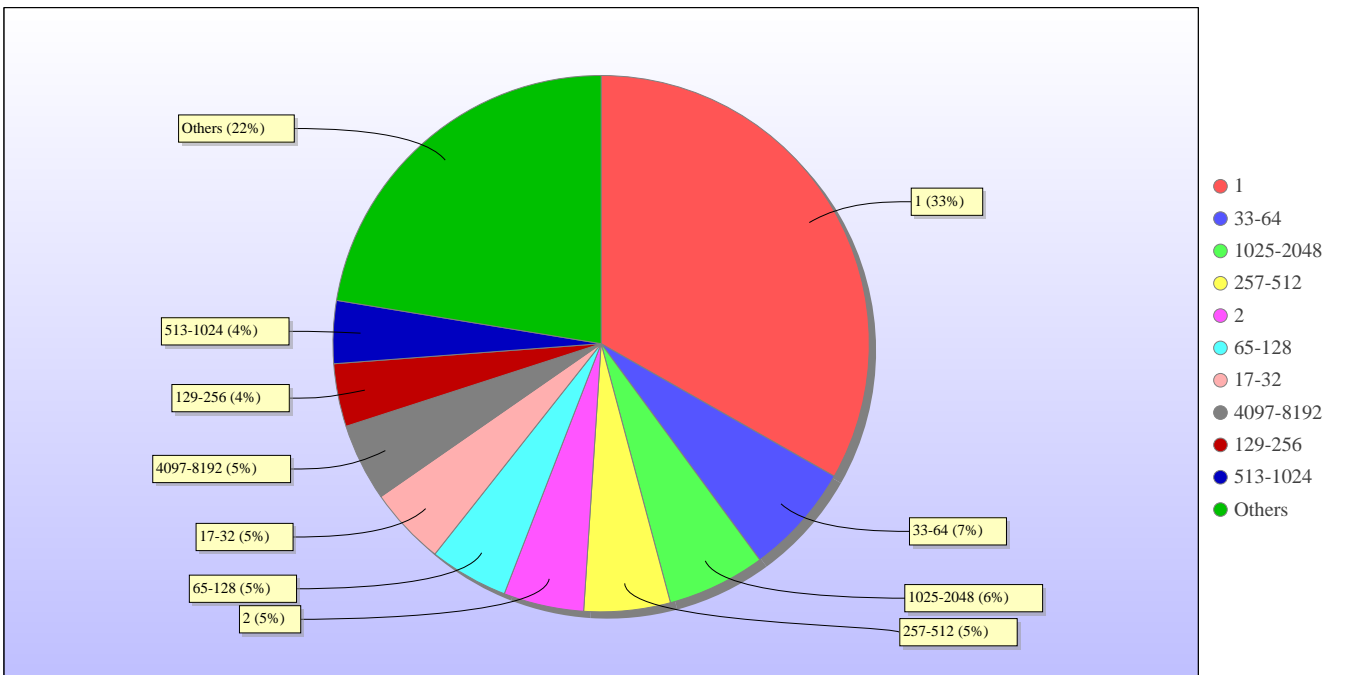
CUs used by Size



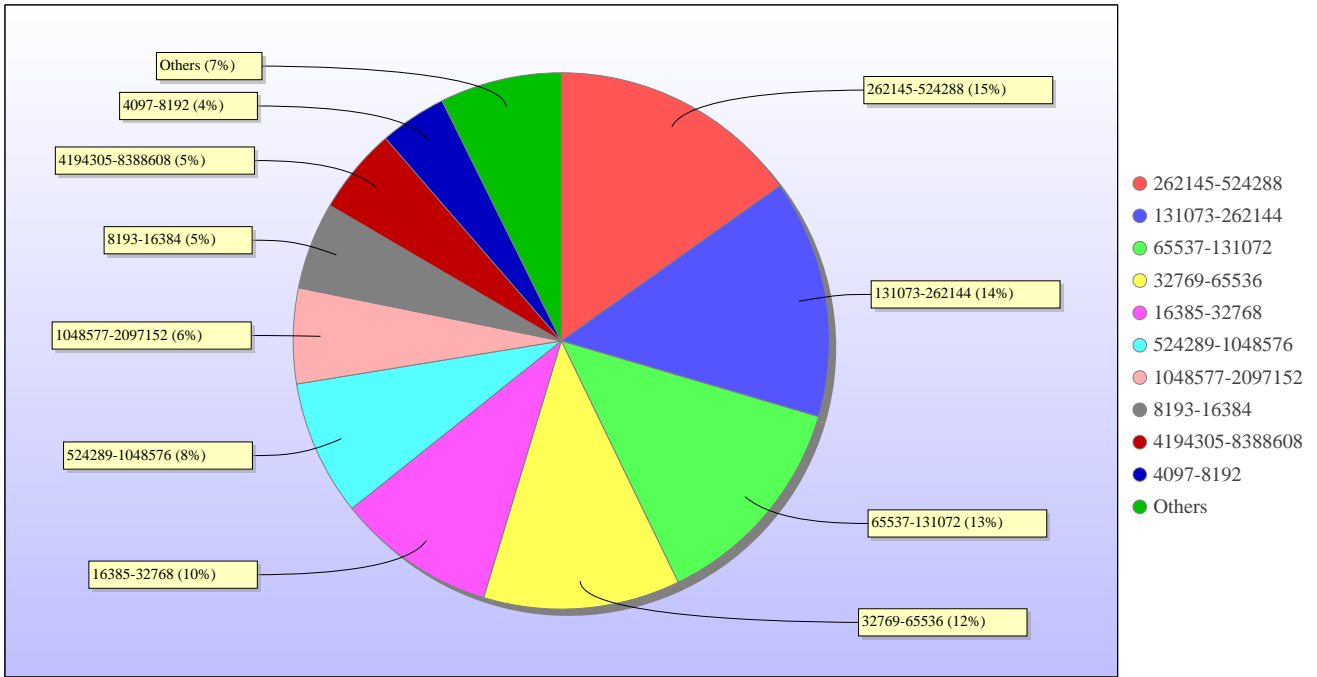
Jobs grouped by wall-clock-hours



CU used grouped by wall-clock-hours



Jobs grouped by core-hours

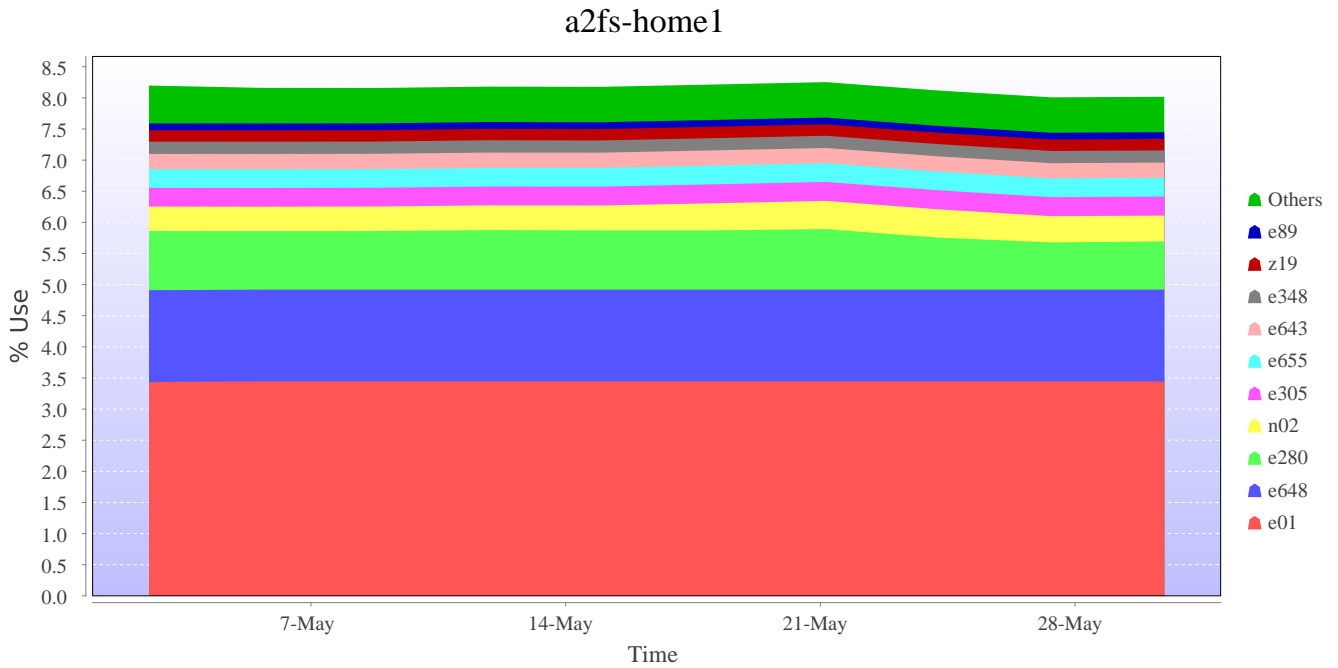


CUs used grouped by core-hours

Disk usage

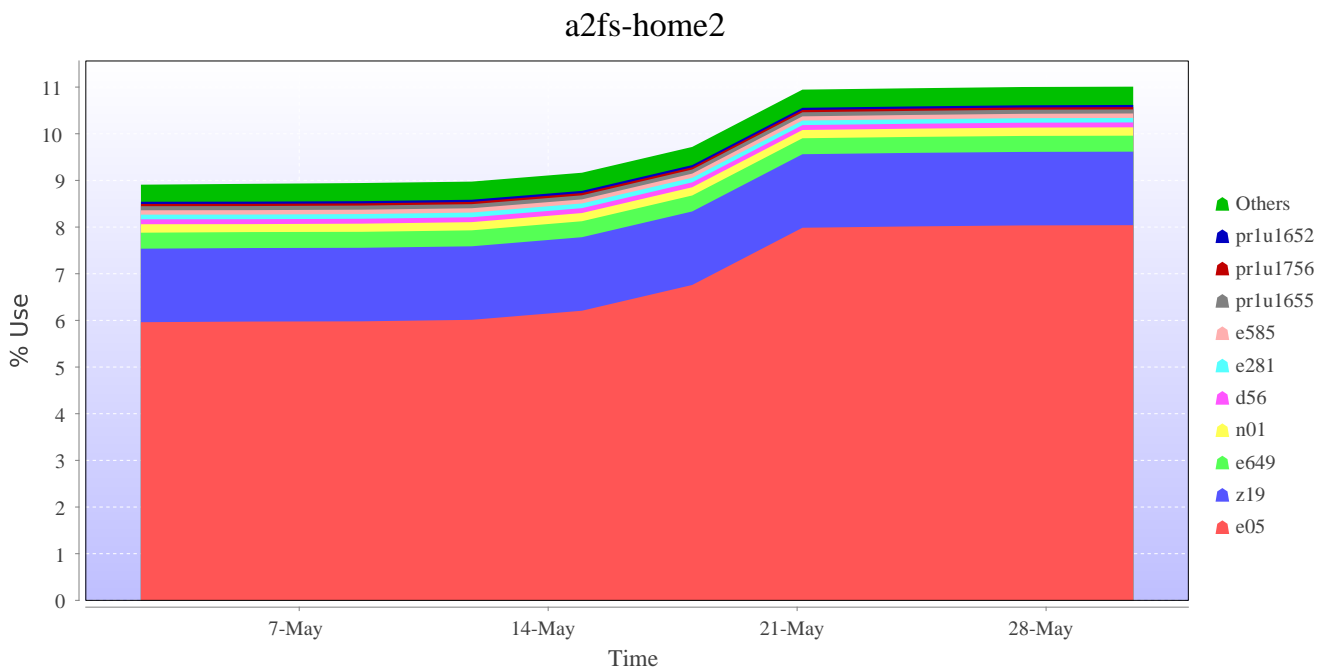
Disk usage for home (a2fs-home1)

This is a plot of Disk Use on a2fs-home1 against time. The plot is divided into a number of classes according to Project. This is a stacked plot so the top of the plot represents the total usage at a given time.



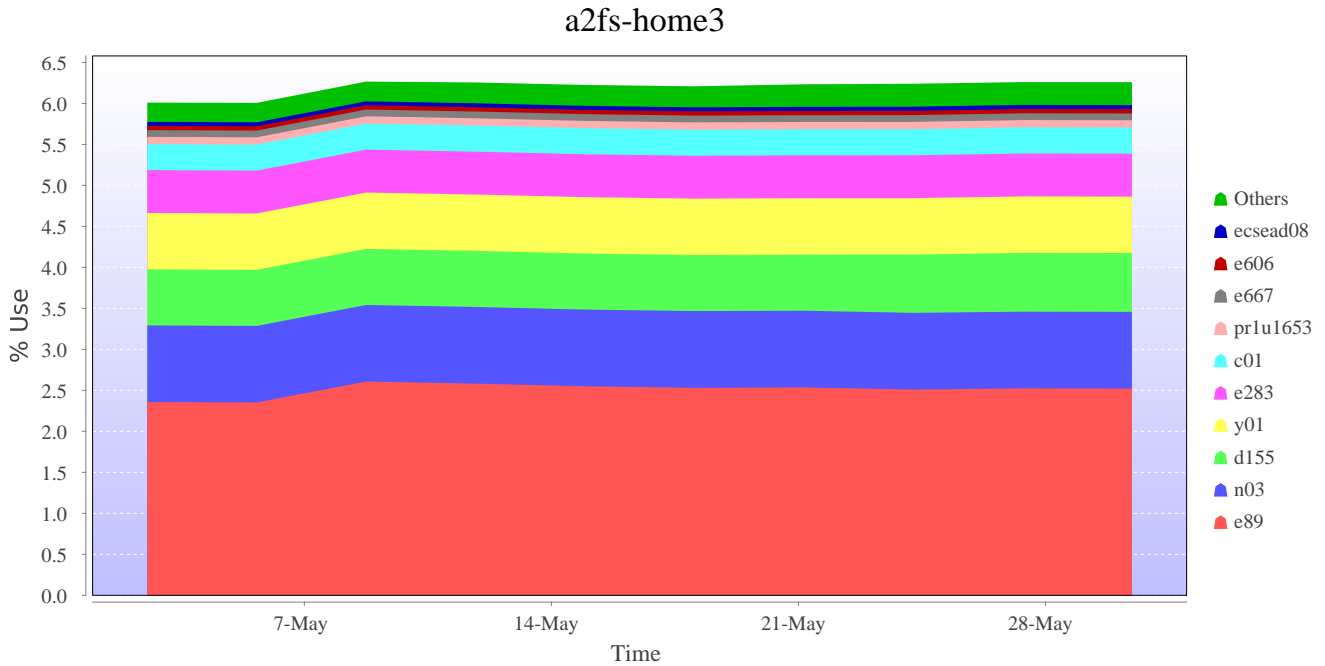
Disk usage for home (a2fs-home2)

This is a plot of Disk Use on a2fs-home2 against time. The plot is divided into a number of classes according to Project. This is a stacked plot so the top of the plot represents the total usage at a given time.



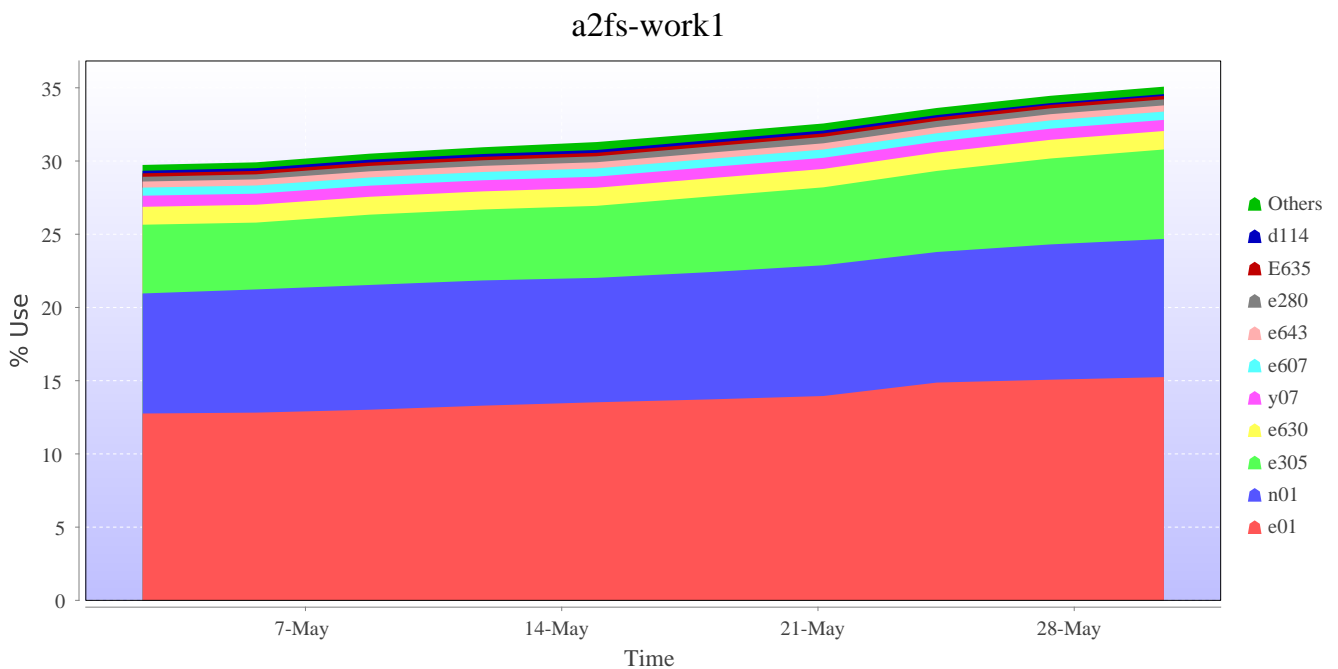
Disk usage for home (a2fs-home3)

This is a plot of Disk Use on a2fs-home3 against time. The plot is divided into a number of classes according to Project. This is a stacked plot so the top of the plot represents the total usage at a given time.



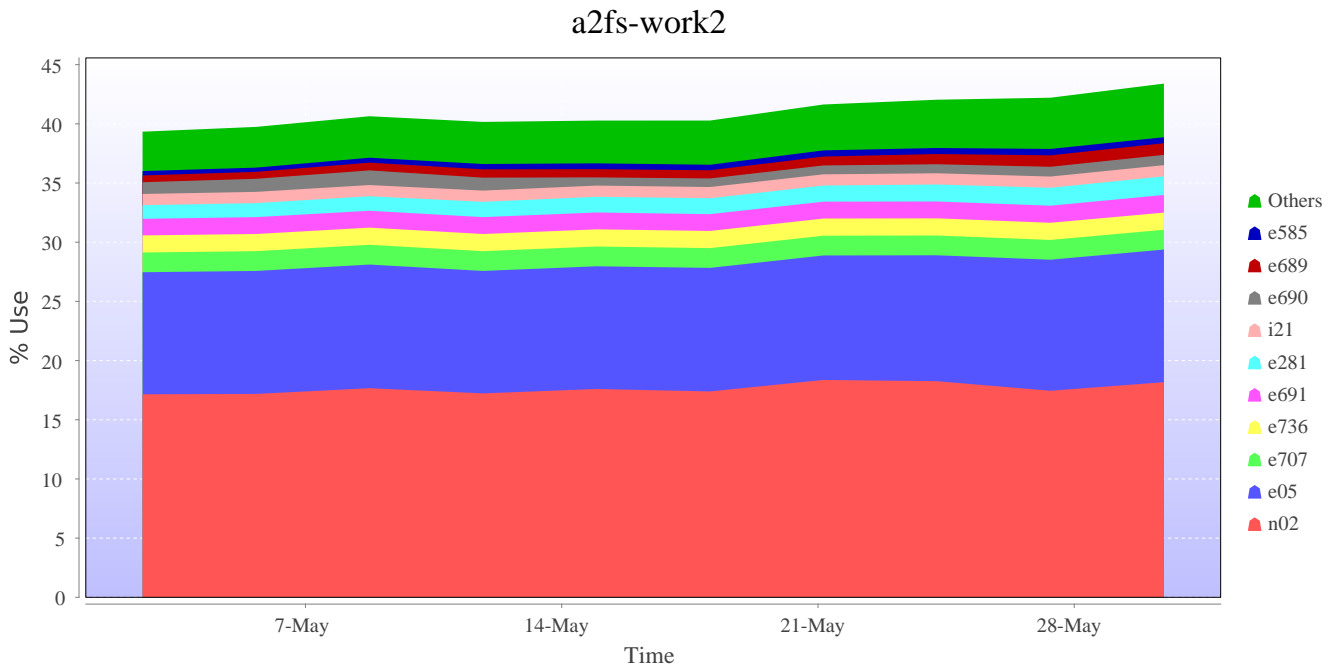
Disk usage for work (a2fs-work1)

This is a plot of Disk Use on a2fs-work1 against time. The plot is divided into a number of classes according to Project. This is a stacked plot so the top of the plot represents the total usage at a given time.



Disk usage for work (a2fs-work2)

This is a plot of Disk Use on a2fs-work2 against time. The plot is divided into a number of classes according to Project. This is a stacked plot so the top of the plot represents the total usage at a given time.



Disk usage for work (a2fs-work3)

This is a plot of Disk Use on a2fs-work3 against time. The plot is divided into a number of classes according to Project. This is a stacked plot so the top of the plot represents the total usage at a given time.

