

Monthly Reporting

Report from 01 March 2022 to 31 March 2022

Report for Resource Pool Archer2 on archer2

A total of 4,345,064 CUs were available during this period.

Use and Allocations (by Project)

In the following table, Charged refers to usage which was charged against the project Allocation; whereas Used refers to usage including uncharged time. Uncharged time can arise from use of the Low Priority queue and/or during times when charging is disabled on the service.

The (Allocation) column is the time allocated to the project, scaled according to the reporting period and shown as a fraction of the available resources. If this report period is a sub-period of the Allocation period then the SAFE calculates the Allocation for this sub-period based on a linear spend profile of the total Allocation. If the usage for a project is not linear across the full Allocation period the the Use can be larger than the extrapolated Allocation.

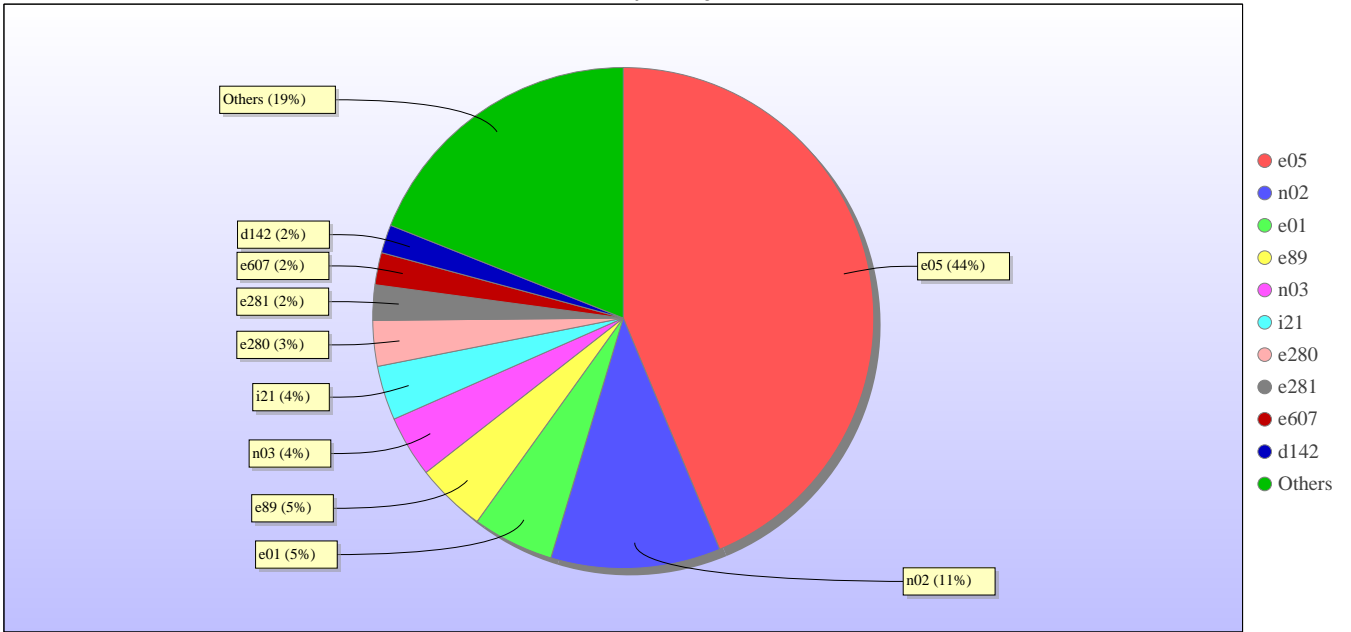
Project	Project Class	Number of Jobs	Charged CUs	Charged Utilisation	Used CUs	Utilisation	Allocated CUs	Allocation
e683	Pioneer Projects	0	0.0	0.00%	0.0	0.00%	14,233.8	0.33%
e685	Pioneer Projects	391	11,384.5	0.26%	18,461.1	0.42%	21,042.8	0.48%
e686	Pioneer Projects	34	212.9	0.00%	212.9	0.00%	18,818.8	0.43%
e687	Pioneer Projects	145	3,277.5	0.08%	3,407.9	0.08%	16,800.0	0.39%
e688	Pioneer Projects	466	2,675.2	0.06%	2,702.4	0.06%	22,668.1	0.52%
e689	Pioneer Projects	115	23,631.0	0.54%	25,666.3	0.59%	26,175.2	0.60%
e690	Pioneer Projects	394	22,816.3	0.53%	26,869.6	0.62%	25,662.0	0.59%
e691	Pioneer Projects	16	17,864.1	0.41%	17,864.1	0.41%	26,162.9	0.60%
e692	Pioneer Projects	146	26,243.6	0.60%	26,263.7	0.60%	19,749.5	0.45%
e693	Pioneer Projects	4	35.4	0.00%	35.4	0.00%	17,108.0	0.39%
E635	Class1a	189	1,581.0	0.04%	1,590.5	0.04%	3,367.8	0.08%
c01	Class1a	839	7,974.1	0.18%	10,460.2	0.24%	31,605.2	0.73%
e348	Class1a	118	293.4	0.01%	293.4	0.01%	4,644.8	0.11%
e432	Class1a	213	1,656.1	0.04%	1,656.1	0.04%	5,242.4	0.12%
e569	Class1a	71	5,251.5	0.12%	5,493.5	0.13%	2,799.6	0.06%
e572	Class1a	825	2,010.5	0.05%	4,333.5	0.10%	2,103.6	0.05%
e575	Class1a	185	500.0	0.01%	500.0	0.01%	3,365.8	0.08%
e607	Class1a	561	6,481.7	0.15%	81,739.5	1.88%	10,003.6	0.23%
e609	Class1a	1,108	8,697.4	0.20%	8,697.4	0.20%	5,020.4	0.12%
e630	Class1a	12	6,673.9	0.15%	6,673.9	0.15%	19,871.7	0.46%
e637	Class1a	41	111.8	0.00%	111.8	0.00%	1,775.9	0.04%
e642	Class1a	0	0.0	0.00%	0.0	0.00%	4,912.3	0.11%
e643	Class1a	679	19,907.6	0.46%	19,950.6	0.46%	5,291.2	0.12%
e645	Class1a	268	1,748.0	0.04%	1,748.0	0.04%	2,702.2	0.06%
e647	Class1a	1,288	24,468.4	0.56%	24,961.8	0.57%	6,844.0	0.16%
e648	Class1a	550	1,544.8	0.04%	1,545.4	0.04%	1,611.7	0.04%
e649	Class1a	160	2,535.8	0.06%	8,165.7	0.19%	5,050.5	0.12%
e651	Class1a	0	0.0	0.00%	0.0	0.00%	1,365.4	0.03%
e655	Class1a	5	4.2	0.00%	4.2	0.00%	3,160.6	0.07%
e663	Class1a	247	2,709.3	0.06%	2,709.3	0.06%	3,367.8	0.08%
e664	Class1a	0	0.0	0.00%	0.0	0.00%	898.1	0.02%
e667	Class1a	520	373.4	0.01%	373.4	0.01%	2,201.1	0.05%

Project	Project Class	Number of Jobs	Charged CUs	Charged Utilisation	Used CUs	Utilisation	Allocated CUs	Allocation
e681	Class1a	0	0.0	0.00%	0.0	0.00%	2,480.7	0.06%
e682	Class1a	0	0.0	0.00%	0.0	0.00%	7,563.4	0.17%
e684	Class1a	0	0.0	0.00%	0.0	0.00%	754.8	0.02%
e694	Class1a	0	0.0	0.00%	0.0	0.00%	2,877.1	0.07%
e696	Class1a	4	5.7	0.00%	5.7	0.00%	154.4	0.00%
e697	Class1a	116	3,058.1	0.07%	34,231.2	0.79%	8,910.4	0.21%
e700	Class1a	0	0.0	0.00%	0.0	0.00%	3,387.4	0.08%
e701	Class1a	224	9,443.2	0.22%	10,017.6	0.23%	4,193.1	0.10%
e702	Class1a	0	0.0	0.00%	0.0	0.00%	1,004.9	0.02%
e706	Class1a	0	0.0	0.00%	0.0	0.00%	513.2	0.01%
e707	Class1a	197	20,881.2	0.48%	20,881.2	0.48%	10,148.3	0.23%
e708	Class1a	0	0.0	0.00%	0.0	0.00%	4,039.0	0.09%
e710	Class1a	1	4.7	0.00%	4.7	0.00%	1,152.9	0.03%
e712	Class1a	0	0.0	0.00%	0.0	0.00%	17,108.0	0.39%
e720	Class1a	685	4,538.5	0.10%	4,544.3	0.10%	7,274.3	0.17%
e721	Class1a	0	0.0	0.00%	0.0	0.00%	518.6	0.01%
e723	Class1a	1,010	20,829.7	0.48%	21,529.6	0.50%	20,307.9	0.47%
e724	Class1a	50	932.0	0.02%	932.0	0.02%	11,664.8	0.27%
e728	Class1a	0	0.0	0.00%	0.0	0.00%	2,390.1	0.06%
e738	Class1a	0	0.0	0.00%	0.0	0.00%	4,803.9	0.11%
e6337	Class1a	26	937.5	0.02%	937.5	0.02%	4,272.1	0.10%
ec110	Class1a	0	0.0	0.00%	0.0	0.00%	1,009.7	0.02%
e01	Consortia	2,265	169,619.8	3.90%	206,139.5	4.74%	229,277.9	5.28%
e05	Consortia	37,916	685,814.2	15.78%	1,716,576.7	39.51%	726,046.8	16.71%
e89	Consortia	17,558	164,924.3	3.80%	177,324.4	4.08%	343,916.8	7.92%
e280	Consortia	12,698	115,410.7	2.66%	115,729.2	2.66%	152,852.2	3.52%
e281	Consortia	1,592	86,287.4	1.99%	89,308.8	2.06%	78,154.1	1.80%
e283	Consortia	1,289	11,846.5	0.27%	11,892.8	0.27%	38,213.3	0.88%
e305	Consortia	1,453	49,497.1	1.14%	53,984.7	1.24%	114,638.9	2.64%
e585	Consortia	763	47,467.9	1.09%	49,764.1	1.15%	114,638.9	2.64%
e704	Pump Priming	43	36.0	0.00%	36.0	0.00%	72.4	0.00%
e722	Pump Priming	0	0.0	0.00%	0.0	0.00%	136.1	0.00%
e725	Pump Priming	0	0.0	0.00%	0.0	0.00%	136.9	0.00%
e726	Pump Priming	0	0.0	0.00%	0.0	0.00%	136.9	0.00%
e727	Pump Priming	150	162.6	0.00%	162.6	0.00%	3,176.6	0.07%
e729	Pump Priming	0	0.0	0.00%	0.0	0.00%	90.5	0.00%
e737	Pump Priming	142	0.0	0.00%	1,429.2	0.03%	116.3	0.00%
e741	Pump Priming	13	24.6	0.00%	24.6	0.00%	136.9	0.00%
e749	Pump Priming	87	132.7	0.00%	132.7	0.00%	522.0	0.01%
e750	Pump Priming	17	2,229.0	0.05%	6,843.7	0.16%	401.7	0.01%
ta021	Training	0	0.0	0.00%	0.0	0.00%	63.8	0.00%
ta026	Training	0	0.0	0.00%	0.0	0.00%	63.4	0.00%
ta027	Training	1	0.0	0.00%	0.0	0.00%	84.8	0.00%
ta037	Training	0	0.0	0.00%	0.0	0.00%	63.6	0.00%
ta038	Training	0	0.0	0.00%	0.0	0.00%	63.6	0.00%
ta052	Training	0	0.0	0.00%	0.0	0.00%	510.7	0.01%
e507	Access to HPC	11	151.6	0.00%	151.6	0.00%	4,215.4	0.10%
e596	Access to HPC	26	44.8	0.00%	44.8	0.00%	5,326.7	0.12%
e632	Access to HPC	0	0.0	0.00%	0.0	0.00%	7,390.7	0.17%
e673	Access to HPC	0	0.0	0.00%	0.0	0.00%	4,981.8	0.11%
e674	Access to HPC	382	14,959.7	0.34%	10,432.0	0.24%	3,331.8	0.08%
e675	Access to HPC	209	10,862.3	0.25%	11,169.3	0.26%	10,388.0	0.24%
e676	Access to HPC	62	483.2	0.01%	483.2	0.01%	3,447.8	0.08%
e677	Access to HPC	0	0.0	0.00%	0.0	0.00%	7.3	0.00%
e678	Access to HPC	141	646.0	0.01%	651.8	0.02%	821.2	0.02%
e679	Access to HPC	0	0.0	0.00%	0.0	0.00%	4,927.1	0.11%
e680	Access to HPC	0	0.0	0.00%	0.0	0.00%	6,980.1	0.16%
e705	Access to HPC	0	0.0	0.00%	0.0	0.00%	3,774.2	0.09%
e730	Access to HPC	825	8,090.7	0.19%	8,090.7	0.19%	4,927.1	0.11%
e731	Access to HPC	3	4.4	0.00%	4.4	0.00%	8,554.0	0.20%
e732	Access to HPC	5	165.1	0.00%	165.1	0.00%	5,132.4	0.12%
e733	Access to HPC	0	0.0	0.00%	0.0	0.00%	3,284.7	0.08%
e734	Access to HPC	837	30,830.3	0.71%	31,072.4	0.72%	6,843.2	0.16%

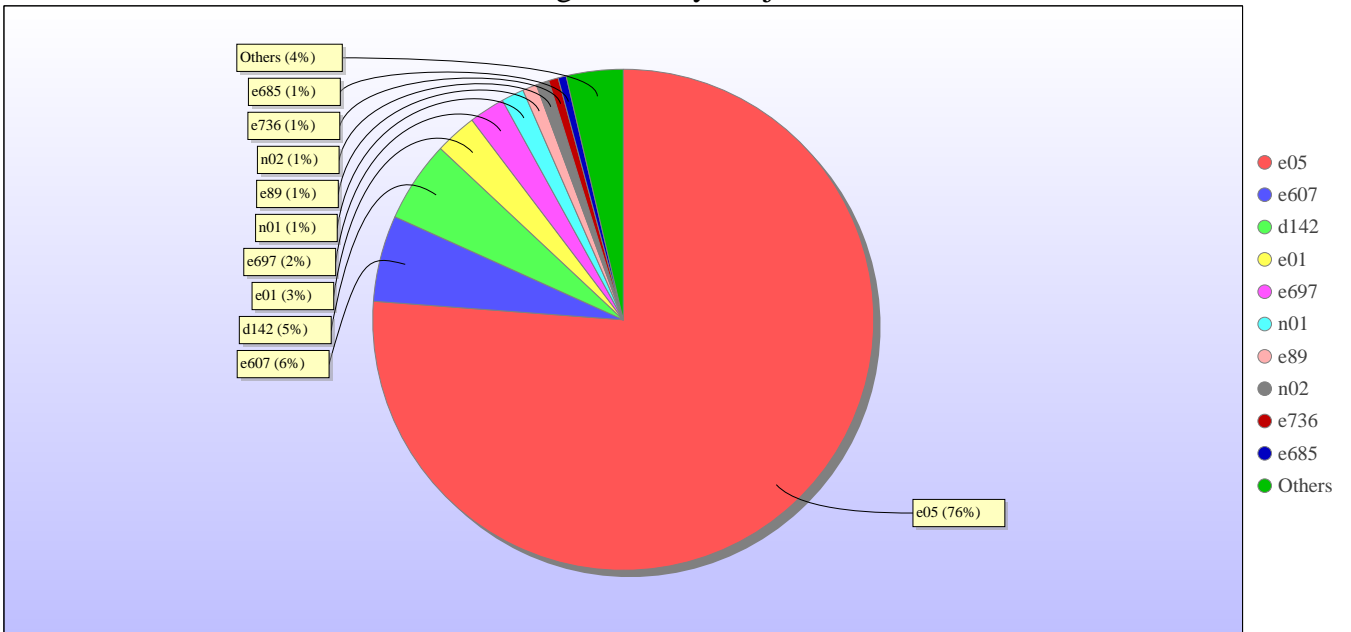
Project	Project Class	Number of Jobs	Charged CUs	Charged Utilisation	Used CUs	Utilisation	Allocated CUs	Allocation
e735	Access to HPC	0	0.0	0.00%	0.0	0.00%	7,981.9	0.18%
e736	Access to HPC	185	37,125.4	0.85%	45,553.1	1.05%	12,317.8	0.28%
e742	Access to HPC	64	420.9	0.01%	420.9	0.01%	911.7	0.02%
e743	Access to HPC	20	11.5	0.00%	11.5	0.00%	6,433.7	0.15%
e744	Access to HPC	63	54.7	0.00%	1,424.2	0.03%	2,375.5	0.05%
e745	Access to HPC	0	0.0	0.00%	0.0	0.00%	5,032.4	0.12%
e746	Access to HPC	0	0.0	0.00%	0.0	0.00%	11,862.1	0.27%
e748	Access to HPC	10	3.1	0.00%	3.1	0.00%	13,023.8	0.30%
EPSRC Total		90,733	1,700,600.6	39.14%	2,934,602.7	67.54%	2,399,943.3	55.23%
n01	Consortia	2,331	43,552.9	1.00%	63,052.4	1.45%	153,773.9	3.54%
n02	Consortia	29,627	419,102.3	9.65%	430,320.3	9.90%	438,675.3	10.10%
n03	Consortia	2,978	154,038.2	3.55%	155,613.7	3.58%	110,101.8	2.53%
NERC Total		34,936	616,693.3	14.19%	648,986.4	14.94%	702,551.0	16.17%
b19	Class1a	0	0.0	0.00%	0.0	0.00%	1,405.6	0.03%
e621	Class1a	0	0.0	0.00%	0.0	0.00%	2,153.1	0.05%
BBSRC Total		0	0.0	0.00%	0.0	0.00%	3,558.7	0.08%
pr1u1555	DECI: EXEC	0	0.0	0.00%	0.0	0.00%	163.6	0.00%
pr1u1653	DECI: EXEC	11	4,192.7	0.10%	4,192.7	0.10%	5,743.8	0.13%
pr1u1654	DECI: EXEC	0	0.0	0.00%	0.0	0.00%	674.2	0.02%
pr1u1657	DECI: EXEC	6	192.1	0.00%	192.1	0.00%	531.5	0.01%
pr1u1659	DECI: EXEC	189	212.1	0.00%	212.4	0.00%	1,579.6	0.04%
pr1u1751	DECI: EXEC	72	202.6	0.00%	202.6	0.00%	1,619.5	0.04%
pr1u1752	DECI: EXEC	0	0.0	0.00%	0.0	0.00%	1,924.5	0.04%
pr1u1753	DECI: EXEC	405	34,856.0	0.80%	34,869.8	0.80%	3,344.8	0.08%
pr1u1754	DECI: EXEC	0	0.0	0.00%	0.0	0.00%	2,646.2	0.06%
pr1u1755	DECI: EXEC	0	0.0	0.00%	0.0	0.00%	1,732.1	0.04%
pr1u1756	DECI: EXEC	13	1,728.3	0.04%	1,728.3	0.04%	4,083.6	0.09%
pr1u1757	DECI: EXEC	6	0.1	0.00%	0.1	0.00%	915.6	0.02%
pr1u1758	DECI: EXEC	32	2,830.9	0.07%	2,830.9	0.07%	714.5	0.02%
pr1u1759	DECI: EXEC	43	4,871.0	0.11%	4,871.0	0.11%	1,538.6	0.04%
pr1u1760	DECI: EXEC	0	0.0	0.00%	0.0	0.00%	577.3	0.01%
pr1u1702	DECI: HOME	77	2,675.7	0.06%	2,675.7	0.06%	1,700.5	0.04%
pr1u1707	DECI: HOME	8	172.7	0.00%	172.7	0.00%	1,473.4	0.03%
pr1ush01	DECI: HOME	60	575.0	0.01%	575.0	0.01%	406.4	0.01%
pr1ush02	DECI: HOME	10	2.2	0.00%	2.2	0.00%	113.6	0.00%
pr1ushpc	DECI: HOME	1	0.0	0.00%	0.0	0.00%	82.8	0.00%
PRACE Total		933	52,511.5	1.21%	52,525.5	1.21%	31,566.1	0.73%
ecseaa06	eCSE	0	0.0	0.00%	0.0	0.00%	184.1	0.00%
ecseaa09	eCSE	0	0.0	0.00%	0.0	0.00%	92.1	0.00%
ecseaa11	eCSE	31	57.2	0.00%	57.2	0.00%	78.5	0.00%
ecseaa12	eCSE	0	0.0	0.00%	0.0	0.00%	67.9	0.00%
ecseaa13	eCSE	0	0.0	0.00%	0.0	0.00%	184.1	0.00%
ecseaa19	eCSE	0	0.0	0.00%	0.0	0.00%	102.8	0.00%
ecseaa21	eCSE	0	0.0	0.00%	0.0	0.00%	66.3	0.00%
ecseaa26	eCSE	0	0.0	0.00%	0.0	0.00%	126.3	0.00%
ecseab02	eCSE	0	0.0	0.00%	0.0	0.00%	92.9	0.00%
ecseab03	eCSE	0	0.0	0.00%	0.0	0.00%	150.1	0.00%
ecseab06	eCSE	3	1.2	0.00%	1.2	0.00%	10.2	0.00%
ecseab11	eCSE	49	2.2	0.00%	2.2	0.00%	19.0	0.00%
ecseab12	eCSE	0	0.0	0.00%	0.0	0.00%	103.0	0.00%
ecseac02	eCSE	14	1,821.2	0.04%	1,821.2	0.04%	56.8	0.00%
ecseac04	eCSE	0	0.0	0.00%	0.0	0.00%	101.3	0.00%
ecseac05	eCSE	38	8.4	0.00%	8.4	0.00%	63.8	0.00%
ecseac06	eCSE	241	220.9	0.01%	220.9	0.01%	78.7	0.00%
ecseac10	eCSE	0	0.0	0.00%	0.0	0.00%	112.9	0.00%
ecseac12	eCSE	0	0.0	0.00%	0.0	0.00%	84.1	0.00%
ecseac14	eCSE	0	0.0	0.00%	0.0	0.00%	65.3	0.00%
ecsead01	eCSE	0	0.0	0.00%	0.0	0.00%	98.1	0.00%
ecsead05	eCSE	0	0.0	0.00%	0.0	0.00%	93.5	0.00%
ecsead06	eCSE	65	58.6	0.00%	58.6	0.00%	73.8	0.00%
ecsead07	eCSE	0	0.0	0.00%	0.0	0.00%	65.9	0.00%
ecsead08	eCSE	59	1.6	0.00%	6.7	0.00%	77.9	0.00%
eCSE Total		500	2,171.2	0.05%	2,176.4	0.05%	2,249.2	0.05%

Project	Project Class	Number of Jobs	Charged CUs	Charged Utilisation	Used CUs	Utilisation	Allocated CUs	Allocation
d35	Research	96	1.3	0.00%	1.3	0.00%	92.7	0.00%
d56	Research	642	9,590.1	0.22%	9,679.9	0.22%	7,010.8	0.16%
d114	Research	1,497	5,682.8	0.13%	5,688.3	0.13%	15,672.1	0.36%
d118	Research	65	879.2	0.02%	936.5	0.02%	791.6	0.02%
d137	Research	0	0.0	0.00%	0.0	0.00%	1,679.4	0.04%
d142	Research	243	879.6	0.02%	71,762.5	1.65%	1,913.4	0.04%
d155	Research	2,831	12,863.3	0.30%	15,214.8	0.35%	9,013.2	0.21%
d170	Research	128	86.2	0.00%	86.2	0.00%	103.2	0.00%
d175	Research	220	676.2	0.02%	676.2	0.02%	1,412.2	0.03%
d179	Research	31	2,086.8	0.05%	2,225.0	0.05%	3,421.6	0.08%
d182	Research	472	2,327.3	0.05%	2,327.3	0.05%	498.4	0.01%
d429	Research	532	2,379.0	0.05%	2,383.5	0.05%	7,036.0	0.16%
dc129	Research	9,561	2,762.0	0.06%	2,763.2	0.06%	1,696.3	0.04%
d105	Industrial	0	0.0	0.00%	0.0	0.00%	3,127.8	0.07%
d181	Industrial	0	0.0	0.00%	0.0	0.00%	1,272.3	0.03%
d432	Industrial	68	544.2	0.01%	577.3	0.01%	1,244.6	0.03%
d433	Industrial	0	0.0	0.00%	0.0	0.00%	78.2	0.00%
i18	Industrial	38	3.7	0.00%	3.7	0.00%	2,348.0	0.05%
i21	Industrial	17,989	174,330.2	4.01%	137,913.5	3.17%	16,845.9	0.39%
i24	Industrial	19	48.8	0.00%	48.8	0.00%	39.0	0.00%
i238	Industrial	0	0.0	0.00%	0.0	0.00%	511.2	0.01%
i239	Industrial	49	11.2	0.00%	11.2	0.00%	825.6	0.02%
i241	Industrial	63	5,671.4	0.13%	5,671.4	0.13%	873.6	0.02%
ic062	Industrial	0	0.0	0.00%	0.0	0.00%	27.3	0.00%
d176	Training	1,012	18.8	0.00%	18.8	0.00%	31.5	0.00%
d180	Training	3,397	822.6	0.02%	1,182.0	0.03%	328.5	0.01%
ta046	Training	0	0.0	0.00%	0.0	0.00%	31.9	0.00%
ta047	Training	0	0.0	0.00%	0.0	0.00%	31.9	0.00%
ta050	Training	0	0.0	0.00%	0.0	0.00%	0.1	0.00%
ta051	Training	0	0.0	0.00%	0.0	0.00%	0.2	0.00%
ta053	Training	0	0.0	0.00%	0.0	0.00%	33.6	0.00%
ta054	Training	0	0.0	0.00%	0.0	0.00%	70.4	0.00%
ta055	Training	15	0.2	0.00%	0.2	0.00%	70.4	0.00%
ta056	Training	0	0.0	0.00%	0.0	0.00%	64.6	0.00%
ta057	Training	679	7.5	0.00%	5.6	0.00%	46.9	0.00%
ta058	Training	370	13.4	0.00%	14.8	0.00%	50.8	0.00%
ta059	Training	0	0.0	0.00%	0.0	0.00%	33.7	0.00%
ta060	Training	209	17.1	0.00%	11.8	0.00%	96.8	0.00%
ta061	Training	0	0.0	0.00%	0.0	0.00%	27.7	0.00%
ta062	Training	0	0.0	0.00%	0.0	0.00%	19.7	0.00%
ta063	Training	0	0.0	0.00%	0.0	0.00%	19.7	0.00%
ta064	Training	0	0.0	0.00%	0.0	0.00%	19.7	0.00%
ta065	Training	0	0.0	0.00%	0.0	0.00%	10.2	0.00%
ta066	Training	0	0.0	0.00%	0.0	0.00%	2.8	0.00%
y01	Service	0	0.0	0.00%	0.0	0.00%	58.7	0.00%
y02	Service	415	15.3	0.00%	15.3	0.00%	47.7	0.00%
y23	Service	0	0.0	0.00%	0.0	0.00%	55.5	0.00%
z19	Service	18,156	27,753.1	0.64%	29,677.2	0.68%	25,594.2	0.59%
z99	Service	0	0.0	0.00%	0.0	0.00%	0.6	0.00%
d177	UoE Access	26	0.1	0.00%	0.1	0.00%	84.8	0.00%
DirectorsTime		58,823	249,471.4	5.74%	288,896.5	6.65%	104,366.9	2.40%
Total								
z02	Service	53	0.9	0.00%	0.9	0.00%	372.5	0.01%
CSE Total		53	0.9	0.00%	0.9	0.00%	372.5	0.01%
Total		185,978	2,621,448.9	60.33%	3,927,188.3	90.38%	3,244,607.8	74.67%

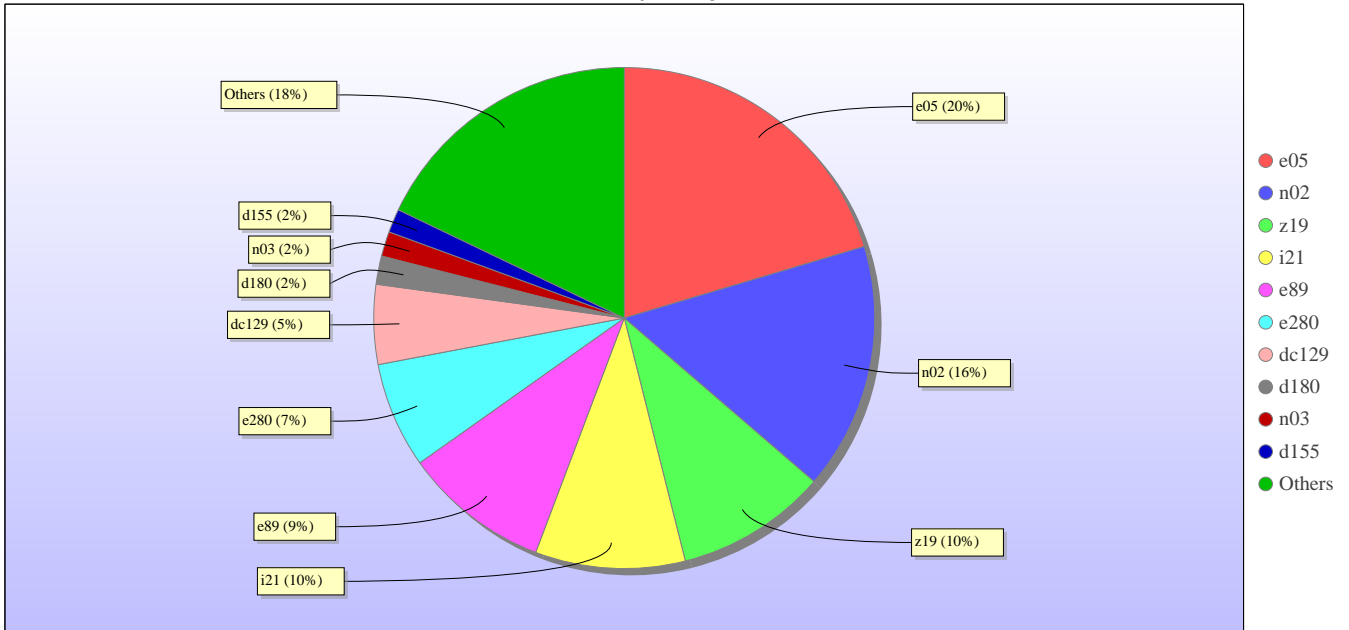
Use by Project



Uncharged Use by Project



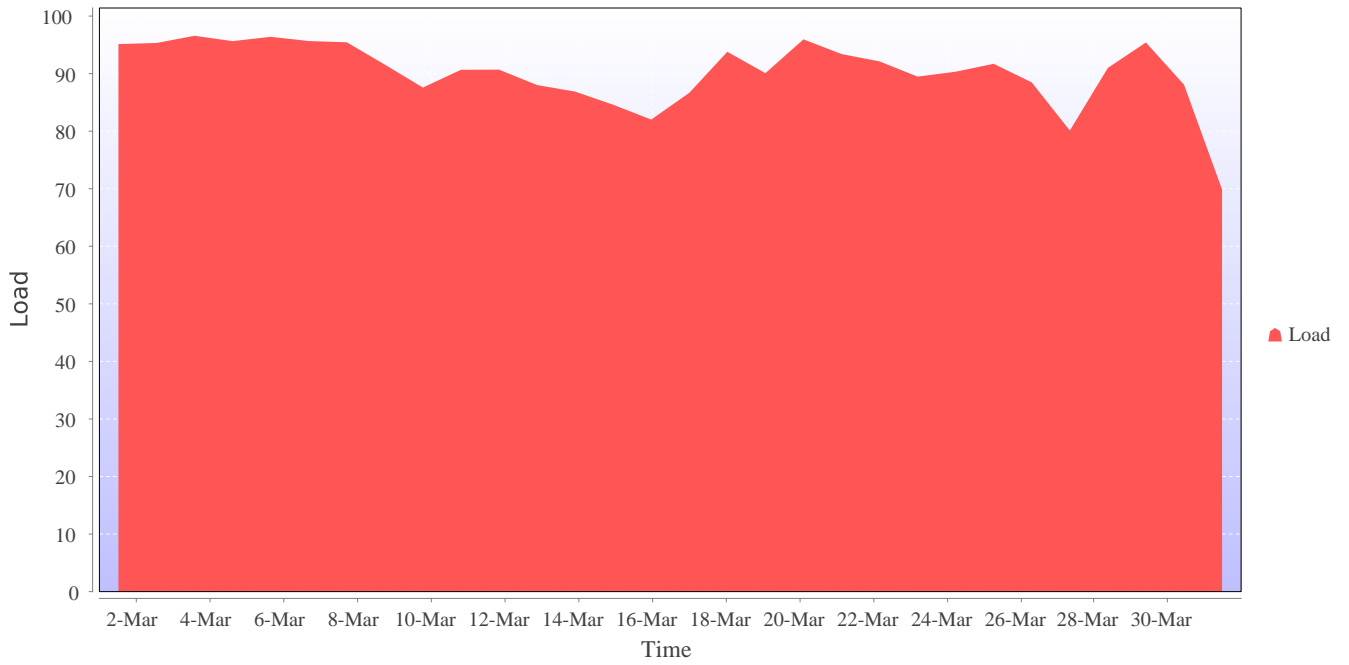
Jobs by Project



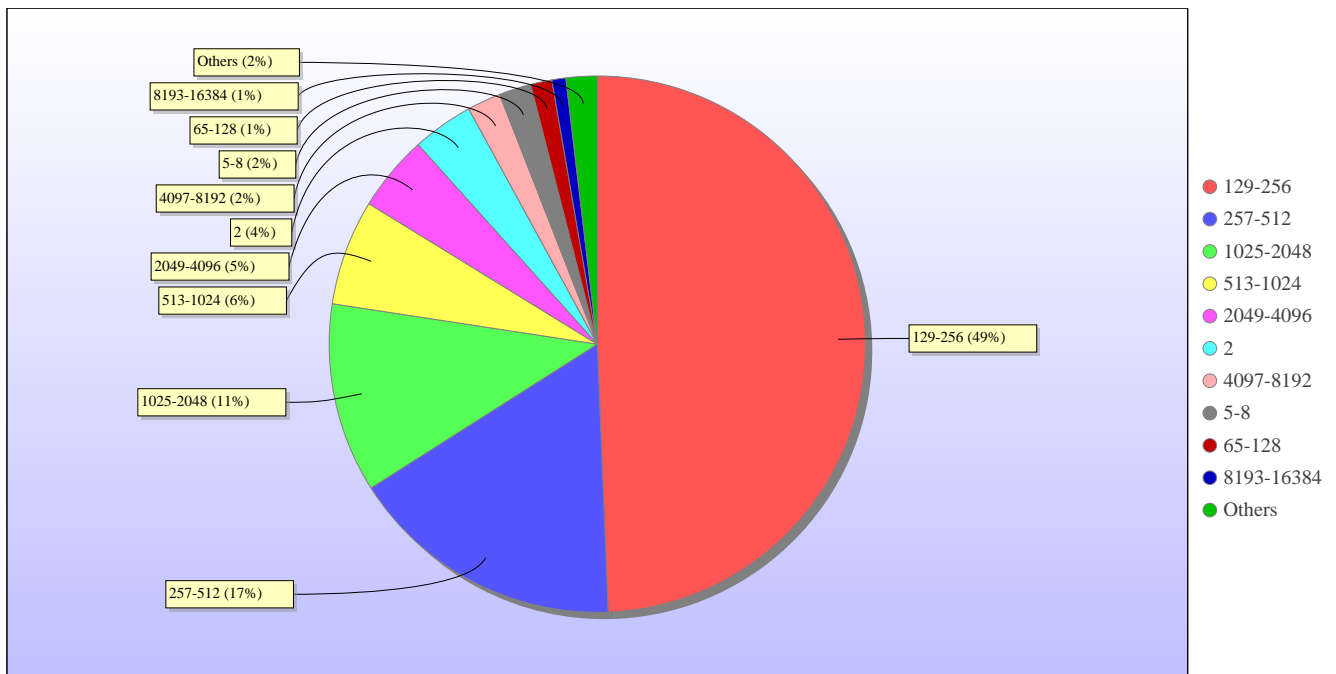
CUs (by Size)

Size	CUs	Number of Jobs
1	0	288
2	0	6,840
3-4	0	42
5-8	0	3,596
9-16	0	54
17-32	0	156
33-64	0	81
65-128	0	2,397
129-256	299,016.182	91,793
257-512	150,423.059	30,928
513-1024	294,290.726	11,840
1025-2048	389,801.185	21,244
2049-4096	324,637.005	8,524
4097-8192	284,564.422	3,764
8193-16384	175,241.084	1,561
16385-32768	300,468.36	1,360
32769-65536	161,286.29	816
65537-131072	176,539.161	478
131073-262144	59,766.241	196
262145-524288	4,294.542	13
524289-1048576	699.9	4

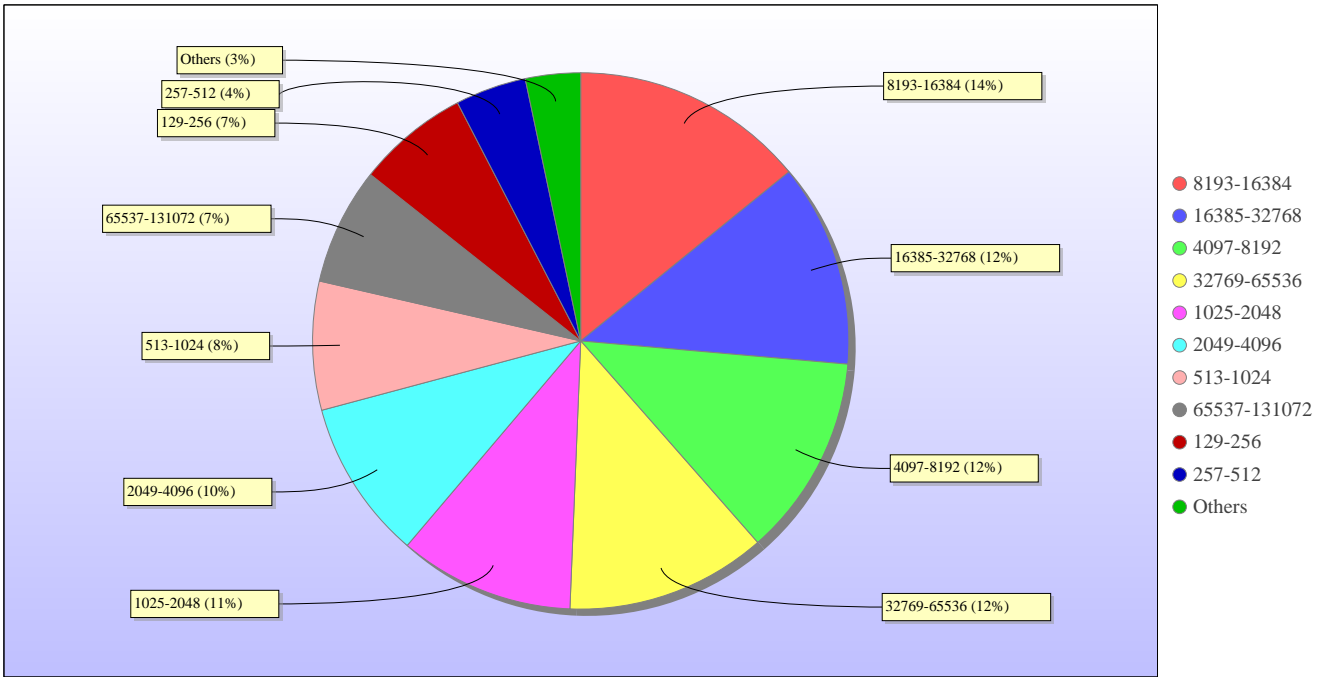
Load plots



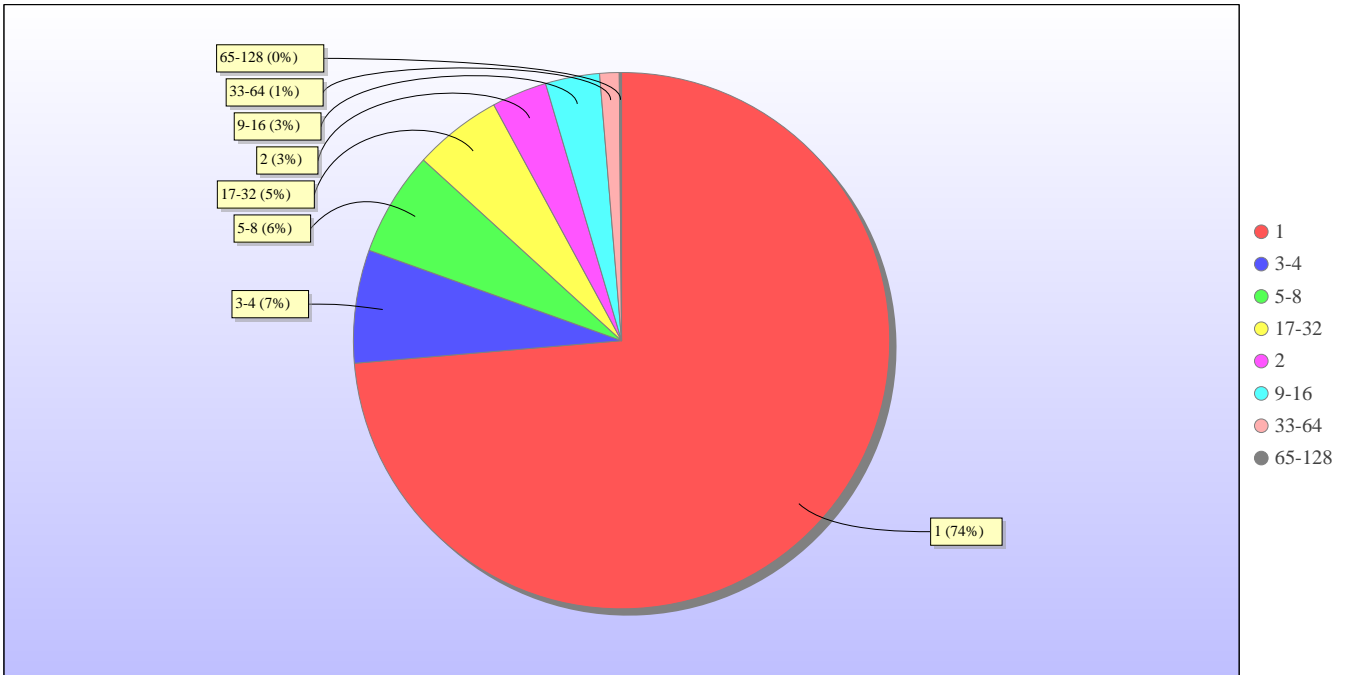
Percentage load on machine



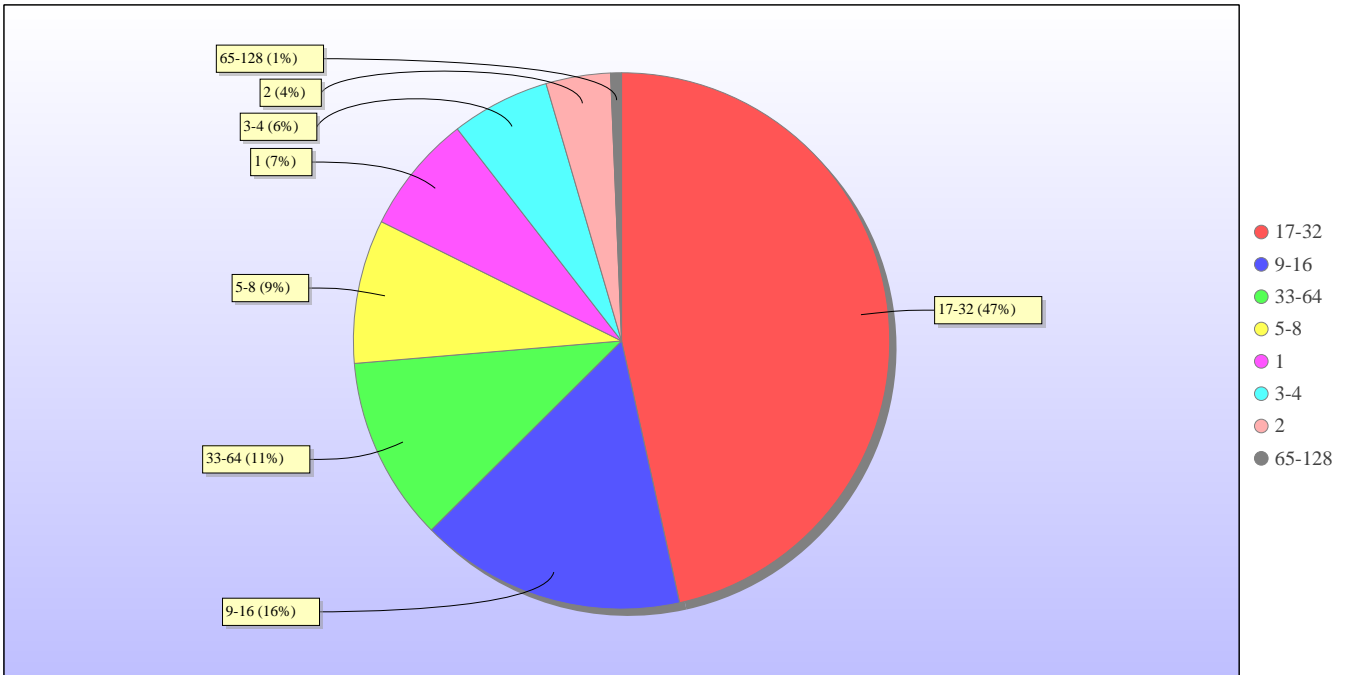
Jobs by Size



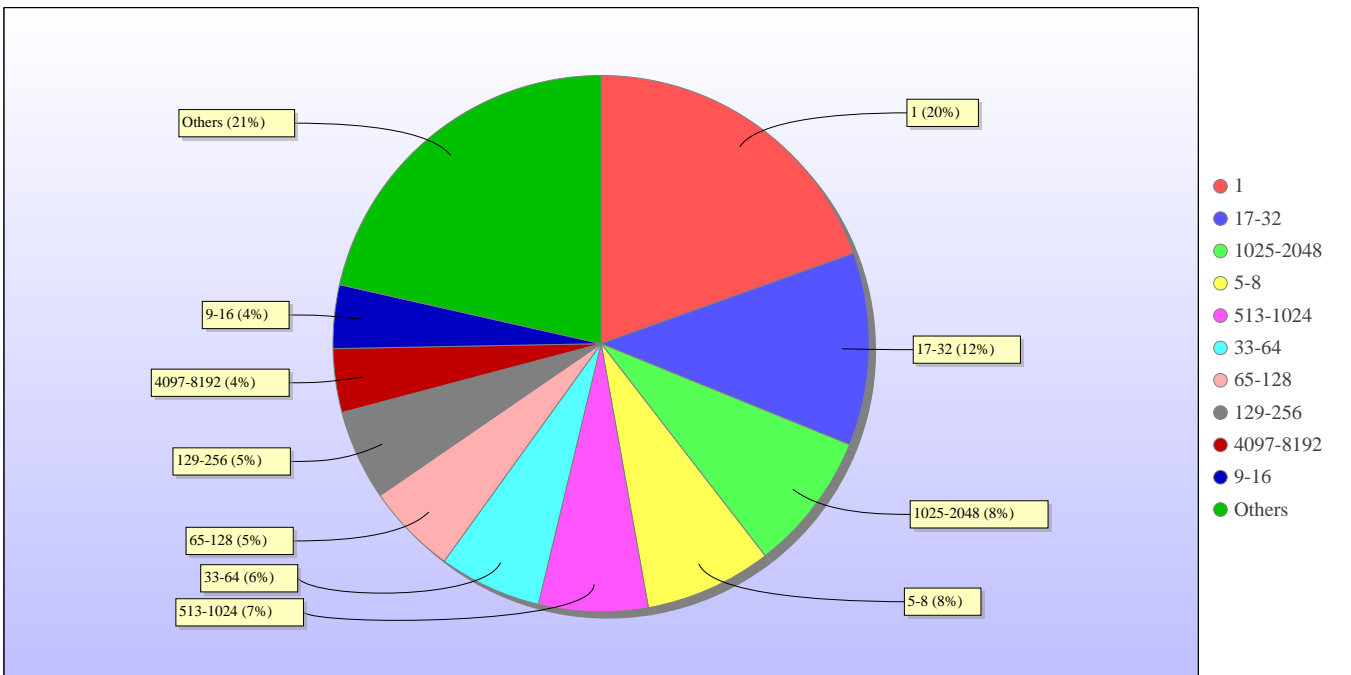
CUs used by Size



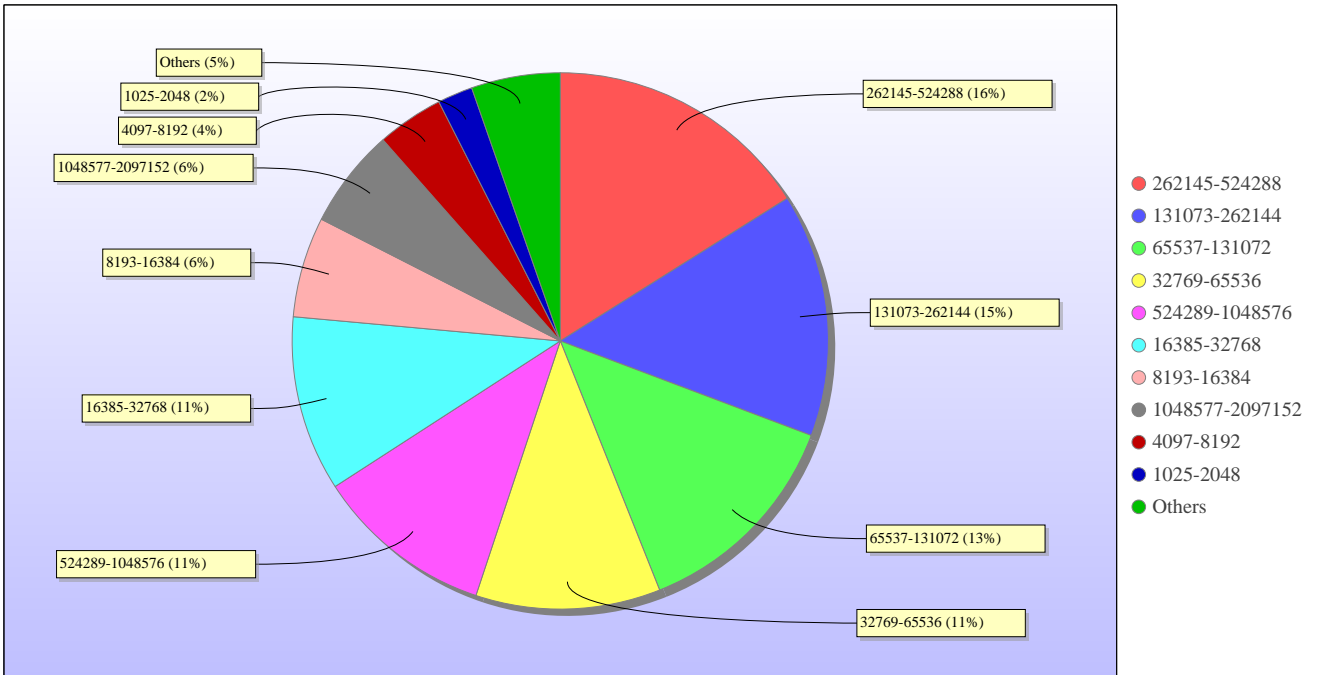
Jobs grouped by wall-clock-hours



CUs used grouped by wall-clock-hours



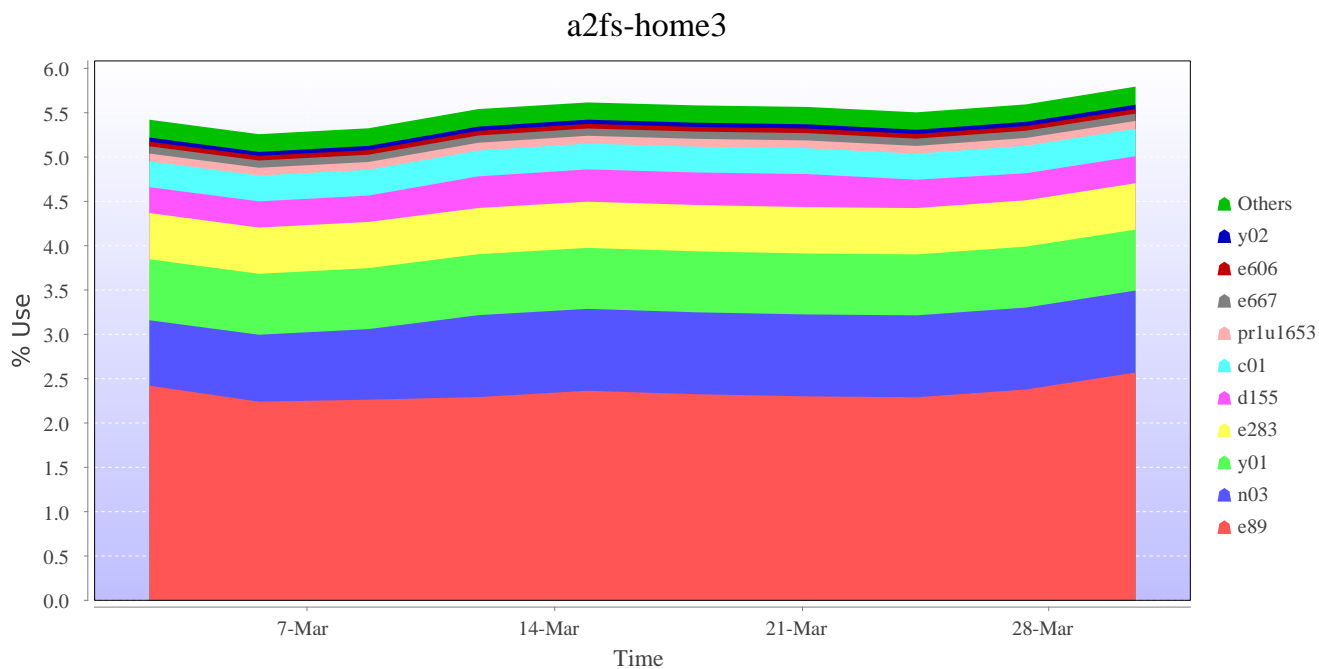
Jobs grouped by core-hours



CUs used grouped by core-hours

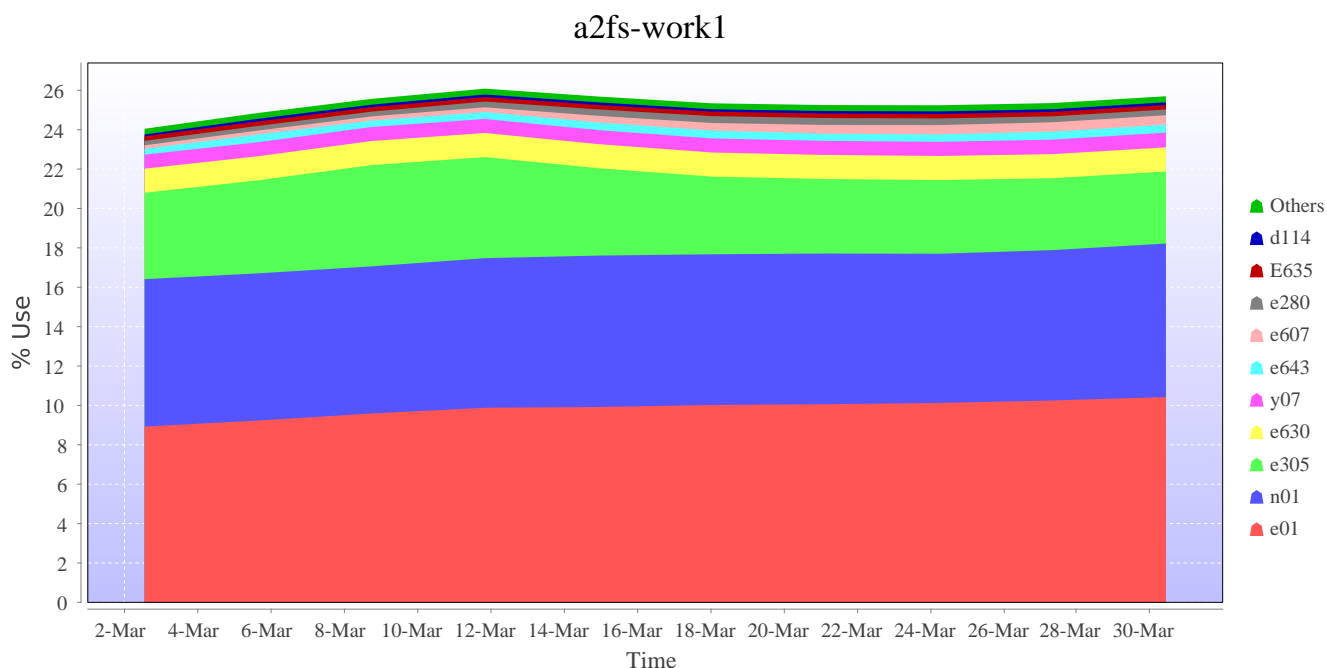
Disk usage for home (a2fs-home3)

This is a plot of Disk Use on a2fs-home3 against time. The plot is divided into a number of classes according to Project. This is a stacked plot so the top of the plot represents the total usage at a given time.



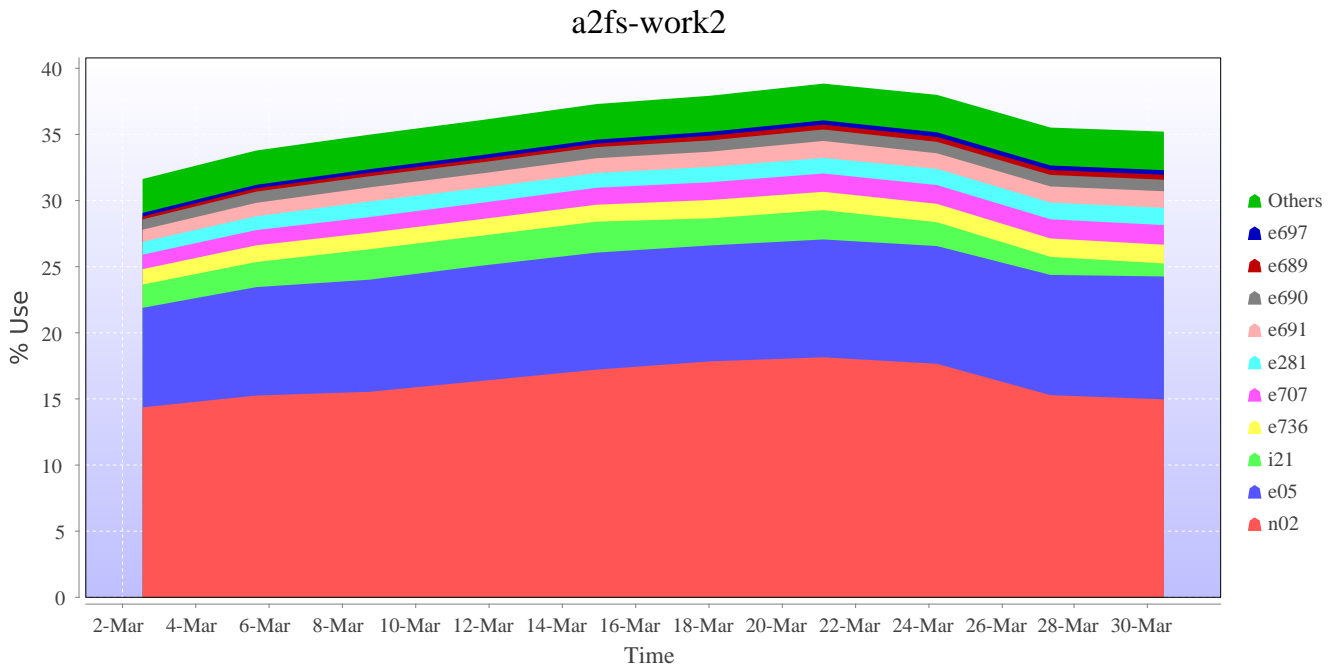
Disk usage for work (a2fs-work1)

This is a plot of Disk Use on a2fs-work1 against time. The plot is divided into a number of classes according to Project. This is a stacked plot so the top of the plot represents the total usage at a given time.



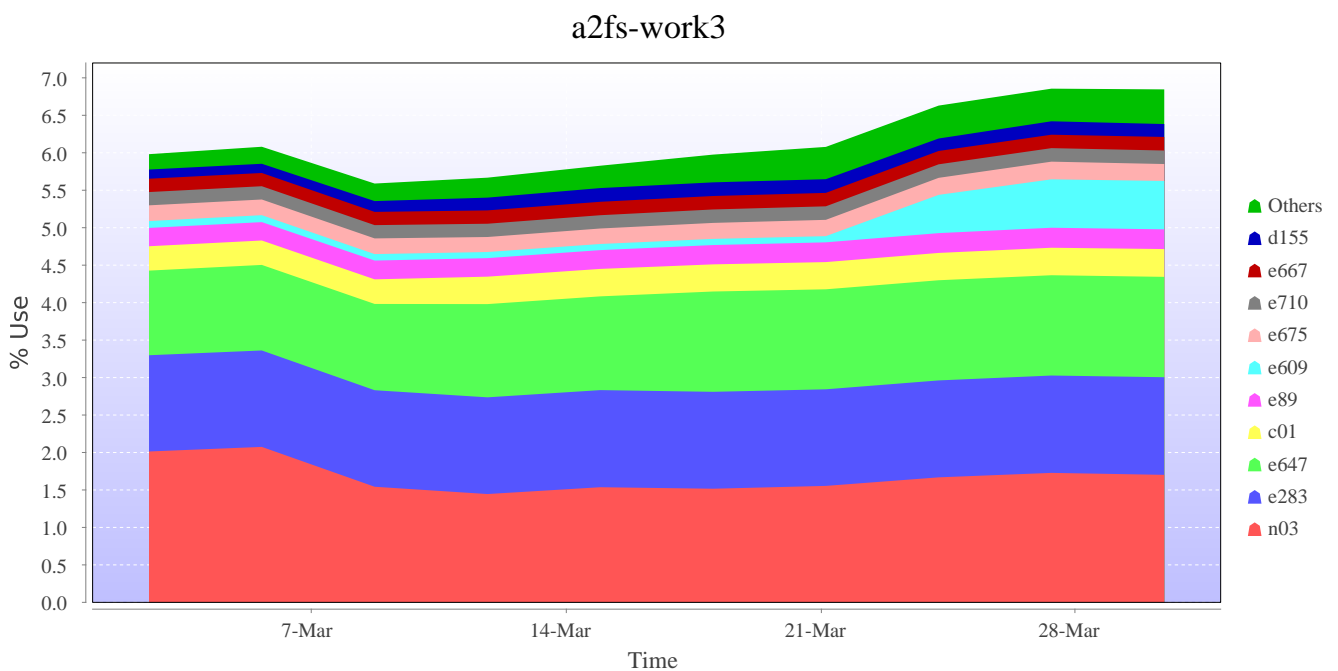
Disk usage for work (a2fs-work2)

This is a plot of Disk Use on a2fs-work2 against time. The plot is divided into a number of classes according to Project. This is a stacked plot so the top of the plot represents the total usage at a given time.



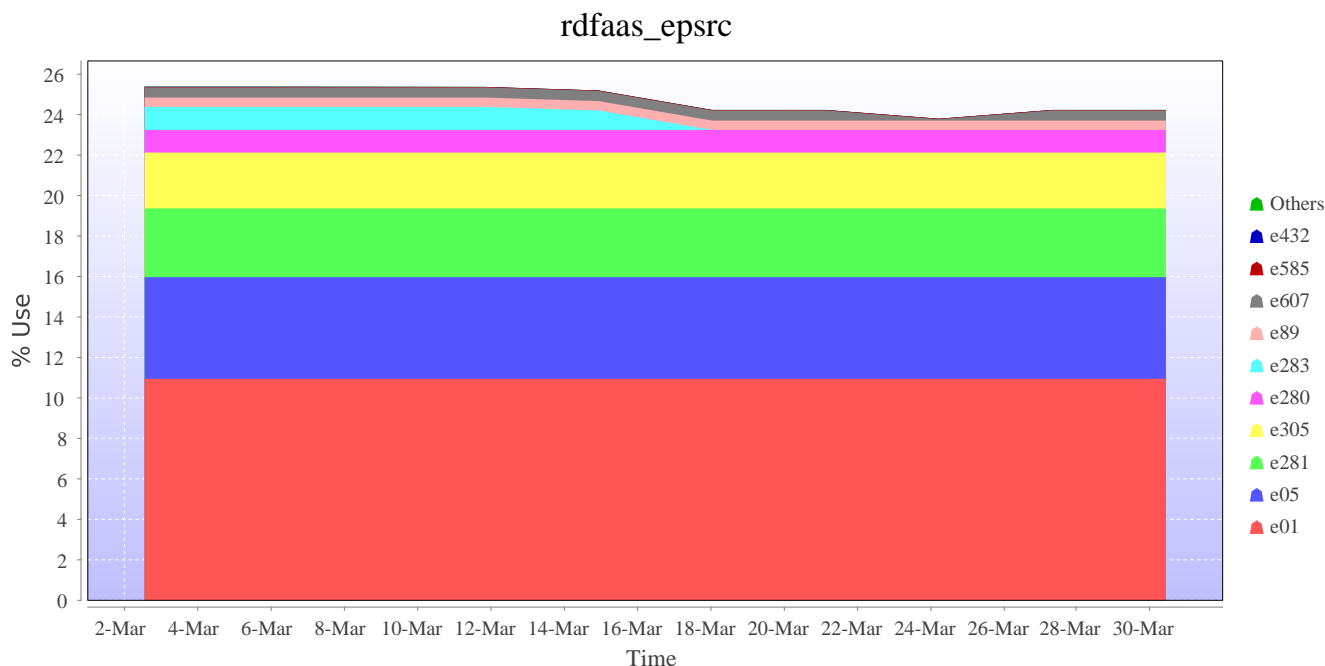
Disk usage for work (a2fs-work3)

This is a plot of Disk Use on a2fs-work3 against time. The plot is divided into a number of classes according to Project. This is a stacked plot so the top of the plot represents the total usage at a given time.



Disk usage for epsrc (rdfaas_epsrc)

This is a plot of Disk Use on rdfaas_epsrc against time. The plot is divided into a number of classes according to Project. This is a stacked plot so the top of the plot represents the total usage at a given time.



Disk usage for general (rdfaas_general)

This is a plot of Disk Use on rdfaas_general against time. The plot is divided into a number of classes according to Project. This is a stacked plot so the top of the plot represents the total usage at a given time.

