

Monthly Reporting

Report from 01 June 2022 to 30 June 2022

Report for Resource Pool Archer2 on archer2

A total of 4,210,560 CUs were available during this period.

Use and Allocations (by Project)

In the following table, Charged refers to usage which was charged against the project Allocation; whereas Used refers to usage including uncharged time. Uncharged time can arise from use of the Low Priority queue and/or during times when charging is disabled on the service.

The (Allocation) column is the time allocated to the project, scaled according to the reporting period and shown as a fraction of the available resources. If this report period is a sub-period of the Allocation period then the SAFE calculates the Allocation for this sub-period based on a linear spend profile of the total Allocation. If the usage for a project is not linear across the full Allocation period the the Use can be larger than the extrapolated Allocation.

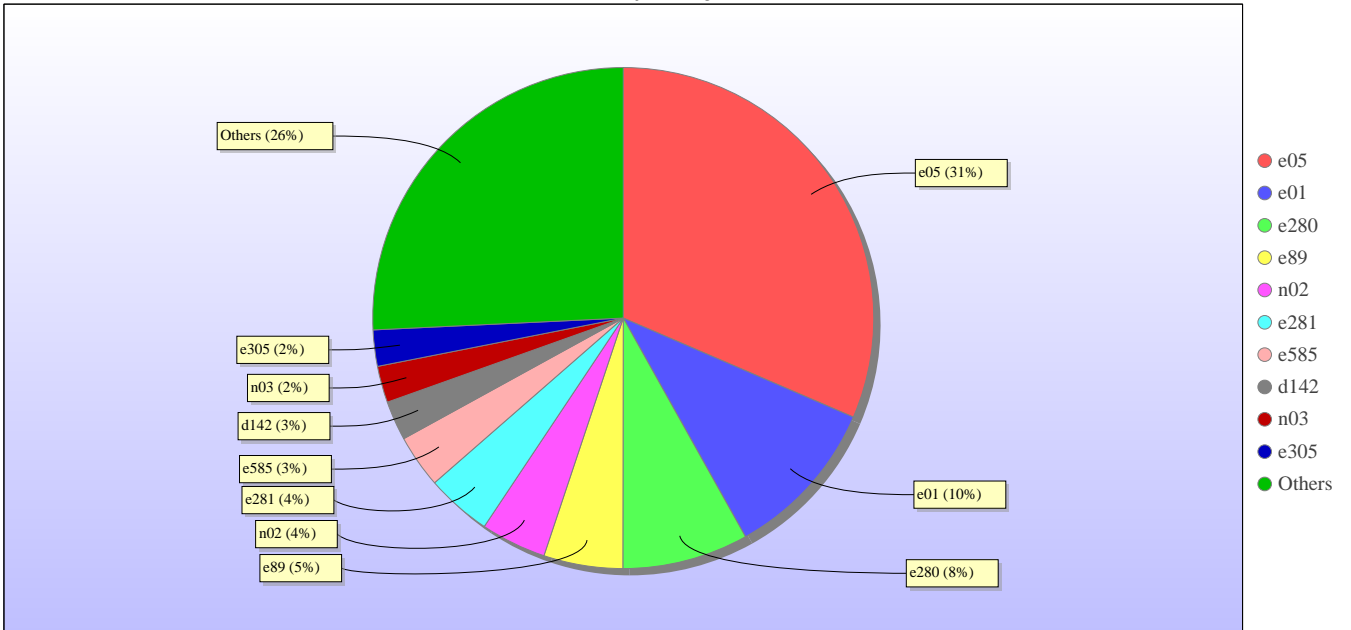
Project	Project Class	Number of Jobs	Charged CUs	Charged Utilisation	Used CUs	Utilisation	Allocated CUs	Allocation
e683	Pioneer Projects	82	101.3	0.00%	101.3	0.00%	13,793.2	0.33%
e685	Pioneer Projects	848	24,365.5	0.58%	50,285.6	1.19%	20,391.4	0.48%
e686	Pioneer Projects	176	49,322.4	1.17%	49,778.8	1.18%	18,236.2	0.43%
e687	Pioneer Projects	230	16,814.1	0.40%	16,856.3	0.40%	16,280.0	0.39%
e688	Pioneer Projects	103	10,621.1	0.25%	11,692.4	0.28%	21,966.4	0.52%
e689	Pioneer Projects	7	12,804.7	0.30%	21,136.9	0.50%	25,365.0	0.60%
e690	Pioneer Projects	367	52,662.5	1.25%	53,802.5	1.28%	24,867.6	0.59%
e691	Pioneer Projects	84	26,900.0	0.64%	26,900.0	0.64%	25,353.0	0.60%
e692	Pioneer Projects	61	16,079.4	0.38%	16,338.3	0.39%	19,138.1	0.45%
e693	Pioneer Projects	96	80,954.2	1.92%	83,388.9	1.98%	16,578.4	0.39%
E635	Class1a	37	91.3	0.00%	91.3	0.00%	0.0	0.00%
c01	Class1a	860	14,873.0	0.35%	14,964.1	0.36%	24,028.1	0.57%
e348	Class1a	324	1,902.8	0.05%	1,902.8	0.05%	4,501.0	0.11%
e572	Class1a	871	757.9	0.02%	757.9	0.02%	2,038.5	0.05%
e575	Class1a	0	0.0	0.00%	0.0	0.00%	3,261.6	0.08%
e607	Class1a	153	10,526.7	0.25%	10,526.7	0.25%	9,641.0	0.23%
e609	Class1a	2,107	1,036.2	0.02%	3,437.5	0.08%	3,169.0	0.08%
e630	Class1a	3	2,318.4	0.06%	2,318.4	0.06%	19,256.5	0.46%
e637	Class1a	0	0.0	0.00%	0.0	0.00%	114.7	0.00%
e642	Class1a	0	0.0	0.00%	0.0	0.00%	4,760.2	0.11%
e643	Class1a	640	4,546.9	0.11%	4,546.9	0.11%	2,931.4	0.07%
e645	Class1a	157	2,436.0	0.06%	2,436.0	0.06%	2,604.3	0.06%
e647	Class1a	949	8,390.1	0.20%	8,391.3	0.20%	2,577.3	0.06%
e649	Class1a	32	753.7	0.02%	2,142.5	0.05%	1,397.5	0.03%
e651	Class1a	9	285.6	0.01%	285.6	0.01%	1,323.1	0.03%
e655	Class1a	215	3,214.8	0.08%	35,361.8	0.84%	3,062.8	0.07%
e663	Class1a	510	7,674.0	0.18%	7,711.5	0.18%	3,244.8	0.08%
e664	Class1a	0	0.0	0.00%	0.0	0.00%	866.5	0.02%
e667	Class1a	222	577.2	0.01%	577.2	0.01%	2,133.0	0.05%
e681	Class1a	0	0.0	0.00%	0.0	0.00%	2,403.9	0.06%
e682	Class1a	146	3,647.0	0.09%	3,647.0	0.09%	7,329.3	0.17%
e684	Class1a	96	138.3	0.00%	138.3	0.00%	2,026.9	0.05%

Project	Project Class	Number of Jobs	Charged CUs	Charged Utilisation	Used CUs	Utilisation	Allocated CUs	Allocation
e694	Class1a	125	841.5	0.02%	853.4	0.02%	2,788.0	0.07%
e696	Class1a	58	1,169.8	0.03%	1,169.8	0.03%	299.2	0.01%
e697	Class1a	116	15,650.4	0.37%	59,200.6	1.41%	8,634.5	0.21%
e700	Class1a	149	501.3	0.01%	525.0	0.01%	3,282.5	0.08%
e701	Class1a	0	0.0	0.00%	0.0	0.00%	1,820.7	0.04%
e702	Class1a	48	3,245.0	0.08%	3,336.4	0.08%	973.8	0.02%
e706	Class1a	0	0.0	0.00%	0.0	0.00%	497.4	0.01%
e707	Class1a	44	75.3	0.00%	75.3	0.00%	11,559.8	0.27%
e708	Class1a	0	0.0	0.00%	0.0	0.00%	3,913.9	0.09%
e710	Class1a	0	0.0	0.00%	0.0	0.00%	1,957.0	0.05%
e712	Class1a	5	1,869.2	0.04%	1,869.2	0.04%	16,300.7	0.39%
e720	Class1a	4,358	29,442.4	0.70%	29,663.6	0.70%	21,956.8	0.52%
e721	Class1a	0	0.0	0.00%	0.0	0.00%	2,163.9	0.05%
e723	Class1a	1,682	10,289.7	0.24%	10,289.7	0.24%	24,584.6	0.58%
e724	Class1a	0	0.0	0.00%	0.0	0.00%	11,303.8	0.27%
e728	Class1a	18	163.1	0.00%	163.1	0.00%	2,316.1	0.06%
e738	Class1a	0	0.0	0.00%	0.0	0.00%	4,655.2	0.11%
e752	Class1a	0	0.0	0.00%	0.0	0.00%	3,442.6	0.08%
e6337	Class1a	48	3,410.9	0.08%	3,410.9	0.08%	2,704.1	0.06%
ec110	Class1a	0	0.0	0.00%	0.0	0.00%	978.5	0.02%
e01	Consortia	2,423	345,446.9	8.20%	404,340.6	9.60%	222,180.4	5.28%
e05	Consortia	49,270	639,313.1	15.18%	1,221,118.0	29.00%	703,571.6	16.71%
e89	Consortia	19,072	188,914.7	4.49%	198,023.4	4.70%	326,063.2	7.74%
e280	Consortia	60,723	246,788.1	5.86%	315,772.6	7.50%	148,120.6	3.52%
e281	Consortia	2,023	154,897.8	3.68%	163,677.2	3.89%	75,734.8	1.80%
e283	Consortia	3,185	62,256.2	1.48%	72,345.9	1.72%	36,229.5	0.86%
e305	Consortia	1,777	79,265.3	1.88%	90,686.7	2.15%	111,090.2	2.64%
e585	Consortia	1,651	30,723.4	0.73%	132,943.9	3.16%	111,090.2	2.64%
e718	Pump Priming	51	10.2	0.00%	10.2	0.00%	62.5	0.00%
e727	Pump Priming	91	1,056.0	0.03%	1,090.8	0.03%	3,181.0	0.08%
e729	Pump Priming	0	0.0	0.00%	0.0	0.00%	17.5	0.00%
e737	Pump Priming	74	251.6	0.01%	303.2	0.01%	198.9	0.00%
e741	Pump Priming	0	0.0	0.00%	0.0	0.00%	132.6	0.00%
e749	Pump Priming	9	0.1	0.00%	0.1	0.00%	560.2	0.01%
e750	Pump Priming	0	0.0	0.00%	0.0	0.00%	548.9	0.01%
e753	Pump Priming	44	157.8	0.00%	1,587.1	0.04%	655.7	0.02%
e755	Pump Priming	12	1.5	0.00%	1.5	0.00%	85.1	0.00%
ta026	Training	0	0.0	0.00%	0.0	0.00%	61.5	0.00%
ta027	Training	0	0.0	0.00%	0.0	0.00%	61.5	0.00%
ta037	Training	0	0.0	0.00%	0.0	0.00%	61.6	0.00%
ta038	Training	0	0.0	0.00%	0.0	0.00%	61.6	0.00%
ta052	Training	0	0.0	0.00%	0.0	0.00%	494.9	0.01%
e507	Access to HPC	158	16,868.5	0.40%	16,868.5	0.40%	4,084.9	0.10%
e596	Access to HPC	193	5,980.4	0.14%	5,980.4	0.14%	5,161.8	0.12%
e632	Access to HPC	0	0.0	0.00%	0.0	0.00%	3,550.7	0.08%
e673	Access to HPC	95	2,244.3	0.05%	2,244.3	0.05%	2,393.4	0.06%
e674	Access to HPC	3	2.2	0.00%	2.2	0.00%	3,228.6	0.08%
e675	Access to HPC	204	16,729.8	0.40%	16,729.8	0.40%	10,066.4	0.24%
e676	Access to HPC	525	13,118.3	0.31%	13,118.3	0.31%	2,780.1	0.07%
e677	Access to HPC	0	0.0	0.00%	0.0	0.00%	7,080.7	0.17%
e678	Access to HPC	0	0.0	0.00%	0.0	0.00%	795.8	0.02%
e679	Access to HPC	6	413.5	0.01%	413.5	0.01%	4,774.6	0.11%
e680	Access to HPC	0	0.0	0.00%	0.0	0.00%	6,764.0	0.16%
e705	Access to HPC	0	0.0	0.00%	0.0	0.00%	3,657.4	0.09%
e730	Access to HPC	2	450.0	0.01%	450.0	0.01%	4,774.6	0.11%
e731	Access to HPC	104	9,715.0	0.23%	9,716.9	0.23%	8,289.2	0.20%
e732	Access to HPC	194	19,850.6	0.47%	20,033.2	0.48%	4,973.5	0.12%
e733	Access to HPC	0	0.0	0.00%	0.0	0.00%	3,183.1	0.08%
e734	Access to HPC	48	1,977.5	0.05%	1,977.5	0.05%	7,443.6	0.18%
e735	Access to HPC	0	0.0	0.00%	0.0	0.00%	0.0	0.00%
e736	Access to HPC	6	0.0	0.00%	0.0	0.00%	11,936.4	0.28%
e742	Access to HPC	22	246.6	0.01%	434.7	0.01%	1,141.6	0.03%
e743	Access to HPC	18	1,317.4	0.03%	1,317.4	0.03%	8,056.2	0.19%

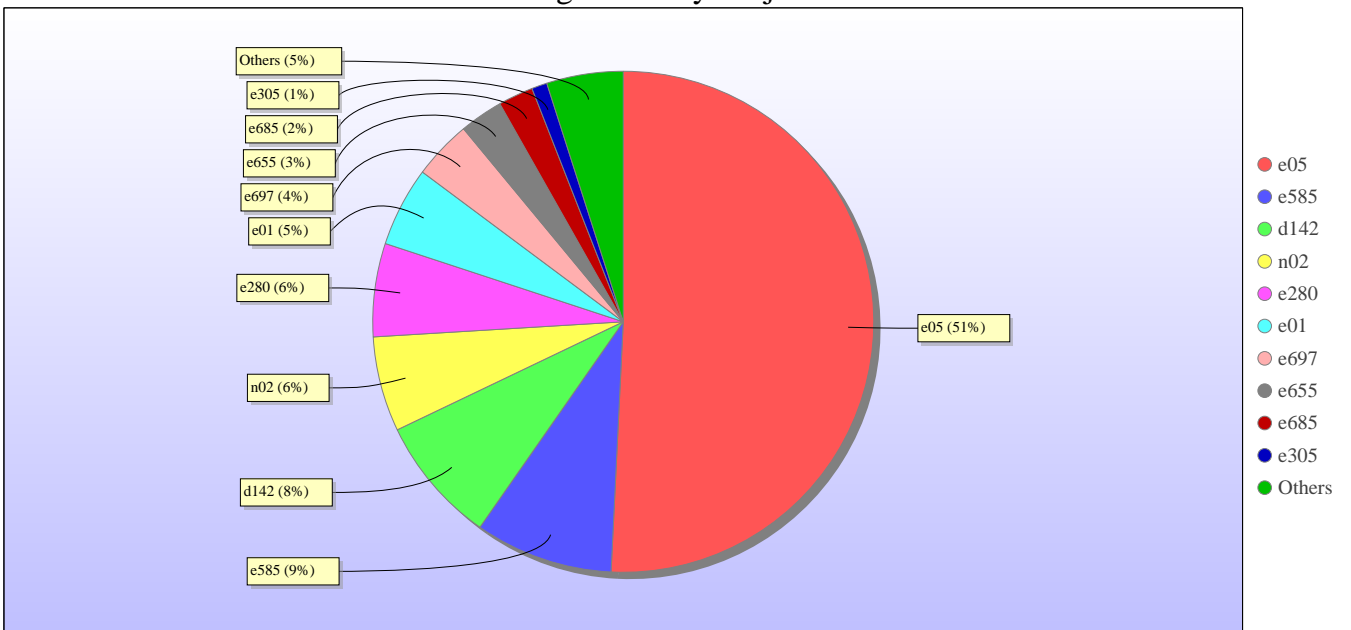
Project	Project Class	Number of Jobs	Charged CUs	Charged Utilisation	Used CUs	Utilisation	Allocated CUs	Allocation
e744	Access to HPC	29	1,605.8	0.04%	4,558.6	0.11%	2,974.6	0.07%
e745	Access to HPC	62	15,474.1	0.37%	15,476.6	0.37%	6,301.4	0.15%
e746	Access to HPC	0	0.0	0.00%	0.0	0.00%	14,853.4	0.35%
e747	Access to HPC	0	0.0	0.00%	0.0	0.00%	42,806.6	1.02%
e748	Access to HPC	31	30,422.0	0.72%	30,786.7	0.73%	16,308.0	0.39%
EPSRC Total		158,141	2,305,952.5	54.77%	3,282,084.5	77.95%	2,358,418.5	56.01%
n01	Consortia	2,187	83,637.0	1.99%	84,499.0	2.01%	145,150.7	3.45%
n02	Consortia	96,149	93,938.5	2.23%	164,229.2	3.90%	517,561.6	12.29%
n03	Consortia	6,085	91,060.3	2.16%	91,547.2	2.17%	161,095.9	3.83%
NERC Total		104,421	268,635.8	6.38%	340,275.3	8.08%	823,808.2	19.57%
b19	Class1a	0	0.0	0.00%	0.0	0.00%	367.4	0.01%
e621	Class1a	0	0.0	0.00%	0.0	0.00%	2,086.5	0.05%
BBSRC Total		0	0.0	0.00%	0.0	0.00%	2,453.9	0.06%
pr1u1555	DECI: EXEC	110	1,999.3	0.05%	1,999.3	0.05%	616.9	0.01%
pr1u1654	DECI: EXEC	0	0.0	0.00%	0.0	0.00%	653.3	0.02%
pr1u1657	DECI: EXEC	4	384.1	0.01%	384.1	0.01%	515.0	0.01%
pr1u1751	DECI: EXEC	465	2,685.5	0.06%	2,685.5	0.06%	1,569.3	0.04%
pr1u1752	DECI: EXEC	6	1,454.1	0.03%	1,454.1	0.03%	1,864.9	0.04%
pr1u1753	DECI: EXEC	0	0.0	0.00%	0.0	0.00%	3,809.3	0.09%
pr1u1754	DECI: EXEC	5	21.7	0.00%	21.7	0.00%	2,564.3	0.06%
pr1u1755	DECI: EXEC	286	356.2	0.01%	356.2	0.01%	1,678.4	0.04%
pr1u1756	DECI: EXEC	601	28,378.6	0.67%	28,519.2	0.68%	3,957.1	0.09%
pr1u1757	DECI: EXEC	0	0.0	0.00%	0.0	0.00%	887.2	0.02%
pr1u1758	DECI: EXEC	0	0.0	0.00%	0.0	0.00%	735.4	0.02%
pr1u1759	DECI: EXEC	17	1.2	0.00%	1.2	0.00%	1,491.0	0.04%
pr1u1760	DECI: EXEC	9	101.7	0.00%	101.7	0.00%	559.5	0.01%
pr1u1702	DECI: HOME	29	1,084.3	0.03%	1,084.3	0.03%	1,647.8	0.04%
pr1u1707	DECI: HOME	4	0.3	0.00%	0.3	0.00%	1,427.8	0.03%
pr1ush02	DECI: HOME	750	21,799.1	0.52%	21,878.8	0.52%	3,341.0	0.08%
pr1ushpc	DECI: HOME	0	0.0	0.00%	0.0	0.00%	80.2	0.00%
PRACE Total		2,286	58,266.1	1.38%	58,486.4	1.39%	27,398.5	0.65%
ecseaa11	eCSE	0	0.0	0.00%	0.0	0.00%	76.1	0.00%
ecseaa19	eCSE	0	0.0	0.00%	0.0	0.00%	99.6	0.00%
ecseaa26	eCSE	39	1,232.9	0.03%	1,394.5	0.03%	122.4	0.00%
ecseab02	eCSE	0	0.0	0.00%	0.0	0.00%	90.0	0.00%
ecseab06	eCSE	0	0.0	0.00%	0.0	0.00%	22.4	0.00%
ecseab13	eCSE	0	0.0	0.00%	0.0	0.00%	34.9	0.00%
ecseac02	eCSE	0	0.0	0.00%	0.0	0.00%	55.0	0.00%
ecseac04	eCSE	45	2.4	0.00%	2.4	0.00%	98.2	0.00%
ecseac05	eCSE	0	0.0	0.00%	0.0	0.00%	61.9	0.00%
ecseac06	eCSE	0	0.0	0.00%	0.0	0.00%	76.2	0.00%
ecseac12	eCSE	0	0.0	0.00%	0.0	0.00%	81.5	0.00%
ecseac14	eCSE	0	0.0	0.00%	0.0	0.00%	63.2	0.00%
ecseac15	eCSE	0	0.0	0.00%	0.0	0.00%	129.7	0.00%
ecsead01	eCSE	0	0.0	0.00%	0.0	0.00%	95.1	0.00%
ecsead02	eCSE	0	0.0	0.00%	0.0	0.00%	157.7	0.00%
ecsead03	eCSE	65	3,526.2	0.08%	3,526.2	0.08%	124.3	0.00%
ecsead05	eCSE	0	0.0	0.00%	0.0	0.00%	90.6	0.00%
ecsead06	eCSE	10	4.0	0.00%	4.0	0.00%	71.5	0.00%
ecsead07	eCSE	0	0.0	0.00%	0.0	0.00%	58.5	0.00%
ecsead08	eCSE	76	2.1	0.00%	2.1	0.00%	75.5	0.00%
ecseae03	eCSE	0	0.0	0.00%	0.0	0.00%	90.6	0.00%
ecseae04	eCSE	0	0.0	0.00%	0.0	0.00%	115.7	0.00%
ecseae08	eCSE	0	0.0	0.00%	0.0	0.00%	115.4	0.00%
ecseae09	eCSE	0	0.0	0.00%	0.0	0.00%	113.0	0.00%
ecseaf01	eCSE	57	16.8	0.00%	16.8	0.00%	101.1	0.00%
ecseaf02	eCSE	0	0.0	0.00%	0.0	0.00%	51.0	0.00%
ecseaf03	eCSE	22	1.5	0.00%	1.5	0.00%	49.1	0.00%
ecseaf04	eCSE	0	0.0	0.00%	0.0	0.00%	63.0	0.00%
ecseaf06	eCSE	0	0.0	0.00%	0.0	0.00%	97.6	0.00%
eCSE Total		314	4,785.8	0.11%	4,947.4	0.12%	2,480.5	0.06%
d35	Research	17	8.3	0.00%	8.3	0.00%	89.8	0.00%
d56	Research	392	12,540.3	0.30%	12,611.6	0.30%	9,907.6	0.24%

Project	Project Class	Number of Jobs	Charged CUs	Charged Utilisation	Used CUs	Utilisation	Allocated CUs	Allocation
d114	Research	803	8,733.6	0.21%	8,733.6	0.21%	15,187.0	0.36%
d118	Research	27	0.6	0.00%	0.6	0.00%	767.1	0.02%
d137	Research	7	46.9	0.00%	46.9	0.00%	1,627.4	0.04%
d142	Research	95	4,715.3	0.11%	98,753.8	2.35%	1,854.1	0.04%
d175	Research	219	3,173.6	0.08%	3,173.6	0.08%	1,360.3	0.03%
d179	Research	43	1,288.7	0.03%	1,631.9	0.04%	1,643.8	0.04%
dc129	Research	10,775	1,269.7	0.03%	1,269.7	0.03%	1,643.8	0.04%
d105	Industrial	0	0.0	0.00%	0.0	0.00%	3,030.9	0.07%
d181	Industrial	0	0.0	0.00%	0.0	0.00%	1,232.9	0.03%
d190	Industrial	14	0.1	0.00%	0.1	0.00%	602.7	0.01%
d432	Industrial	707	9,286.4	0.22%	9,713.4	0.23%	1,206.1	0.03%
d433	Industrial	9	6.7	0.00%	6.7	0.00%	75.8	0.00%
i01	Industrial	0	0.0	0.00%	0.0	0.00%	5.2	0.00%
i18	Industrial	3	48.0	0.00%	48.0	0.00%	2,275.3	0.05%
i21	Industrial	21	0.1	0.00%	0.1	0.00%	16,324.4	0.39%
i24	Industrial	0	0.0	0.00%	0.0	0.00%	37.7	0.00%
i25	Industrial	32	1.3	0.00%	1.3	0.00%	124.0	0.00%
i26	Industrial	87	114.0	0.00%	114.0	0.00%	223.2	0.01%
i238	Industrial	0	0.0	0.00%	0.0	0.00%	495.4	0.01%
i239	Industrial	50	140.4	0.00%	140.4	0.00%	800.0	0.02%
i241	Industrial	9	1,492.3	0.04%	1,492.3	0.04%	2,958.1	0.07%
i242	Industrial	304	2,933.1	0.07%	2,933.1	0.07%	763.4	0.02%
i243	Industrial	0	0.0	0.00%	0.0	0.00%	233.8	0.01%
i244	Industrial	0	0.0	0.00%	0.0	0.00%	68.3	0.00%
ic062	Industrial	0	0.0	0.00%	0.0	0.00%	26.5	0.00%
d176	Training	0	0.0	0.00%	0.0	0.00%	30.5	0.00%
d180	Training	506	97.8	0.00%	98.1	0.00%	437.7	0.01%
ta046	Training	0	0.0	0.00%	0.0	0.00%	30.9	0.00%
ta047	Training	0	0.0	0.00%	0.0	0.00%	30.9	0.00%
ta053	Training	0	0.0	0.00%	0.0	0.00%	32.5	0.00%
ta066	Training	0	0.0	0.00%	0.0	0.00%	62.5	0.00%
ta067	Training	226	1.6	0.00%	1.6	0.00%	18.4	0.00%
ta068	Training	1	0.0	0.00%	0.0	0.00%	18.4	0.00%
ta069	Training	24	60.9	0.00%	60.9	0.00%	18.4	0.00%
ta070	Training	177	600.3	0.01%	600.3	0.01%	491.8	0.01%
ta071	Training	0	0.0	0.00%	0.0	0.00%	46.2	0.00%
ta072	Training	314	14.5	0.00%	9.9	0.00%	65.7	0.00%
ta073	Training	81	97.0	0.00%	65.0	0.00%	84.5	0.00%
ta074	Training	19	0.9	0.00%	0.9	0.00%	45.1	0.00%
ta075	Training	0	0.0	0.00%	0.0	0.00%	45.1	0.00%
ta076	Training	0	0.0	0.00%	0.0	0.00%	24.0	0.00%
d191	Service	95	18.6	0.00%	21.7	0.00%	4.1	0.00%
y01	Service	0	0.0	0.00%	0.0	0.00%	72.4	0.00%
y02	Service	90	4.4	0.00%	2,824.0	0.07%	468.7	0.01%
y23	Service	0	0.0	0.00%	0.0	0.00%	53.8	0.00%
z19	Service	1,135	50,304.2	1.19%	50,305.4	1.19%	81,967.2	1.95%
z99	Service	0	0.0	0.00%	0.0	0.00%	0.5	0.00%
d177	UoE Access	0	0.0	0.00%	0.0	0.00%	82.2	0.00%
DirectorsTime Total		16,282	96,999.7	2.30%	194,667.1	4.62%	148,696.6	3.53%
y07	Service	0	0.0	0.00%	0.0	0.00%	821.9	0.02%
z01	Service	0	0.0	0.00%	0.0	0.00%	821.9	0.02%
z02	Service	21	0.3	0.00%	0.3	0.00%	361.0	0.01%
CSE Total		21	0.3	0.00%	0.3	0.00%	2,004.8	0.05%
Total		281,465	2,734,640.2	64.95%	3,880,461.0	92.16%	3,365,261.1	79.92%

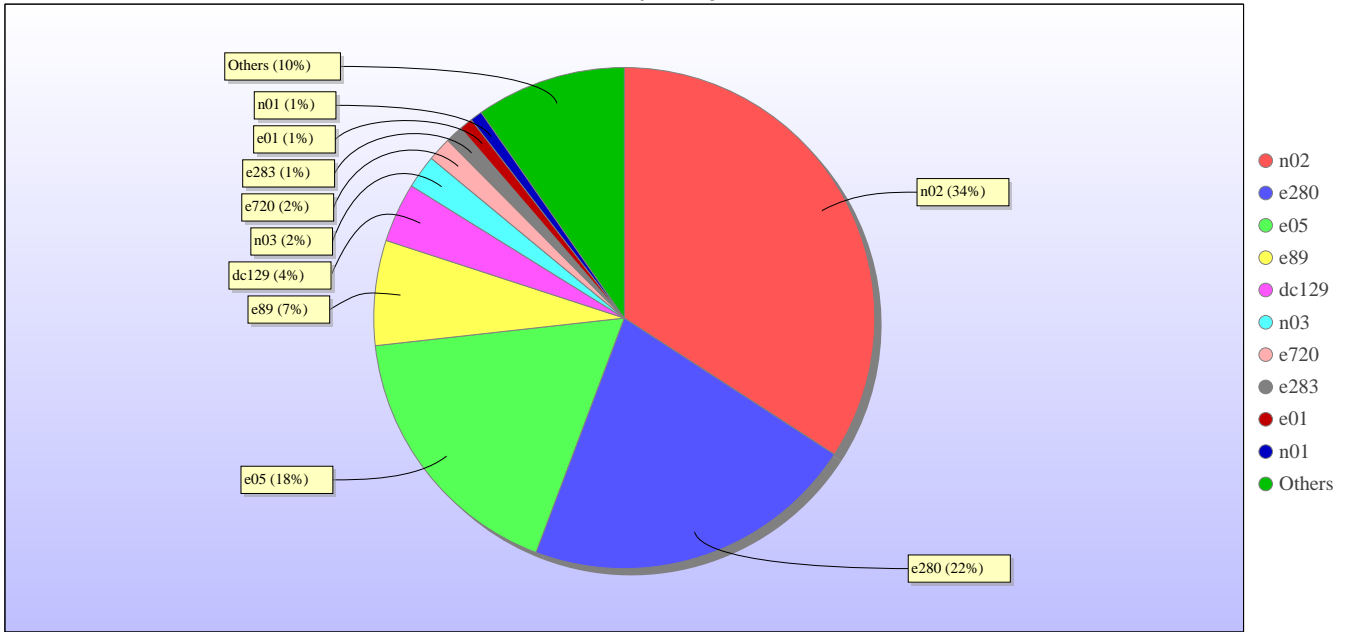
Use by Project



Uncharged Use by Project



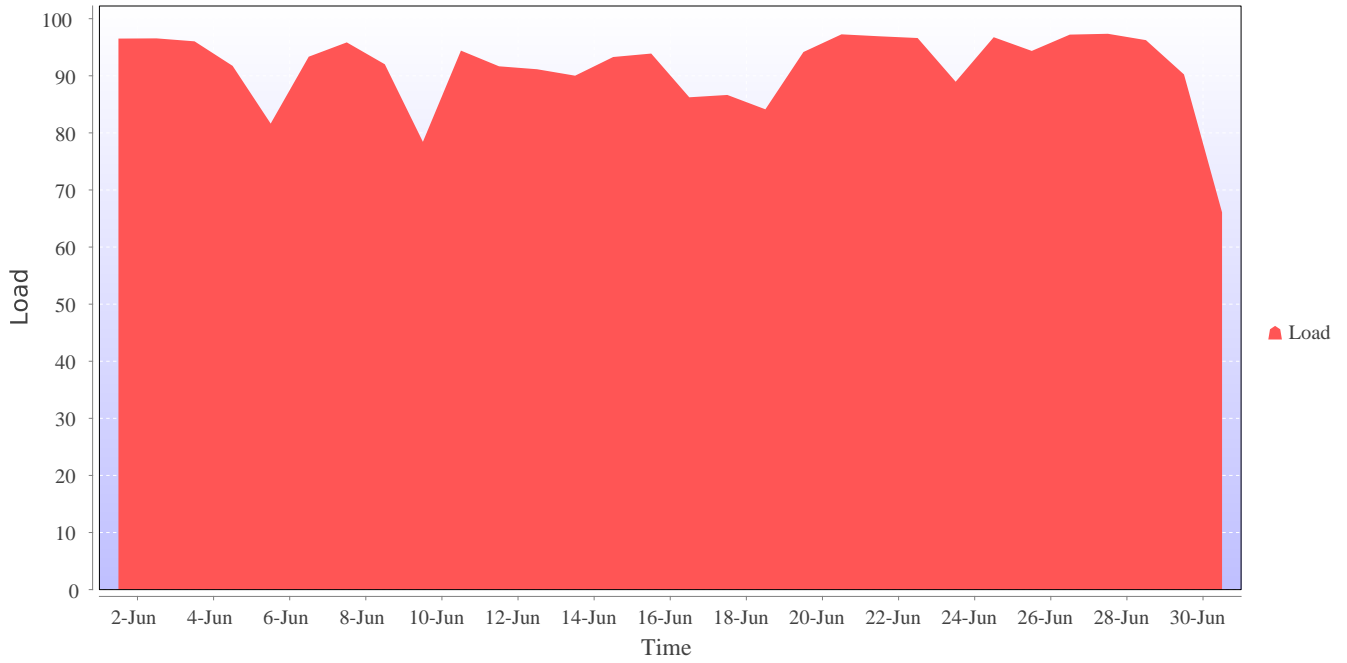
Jobs by Project



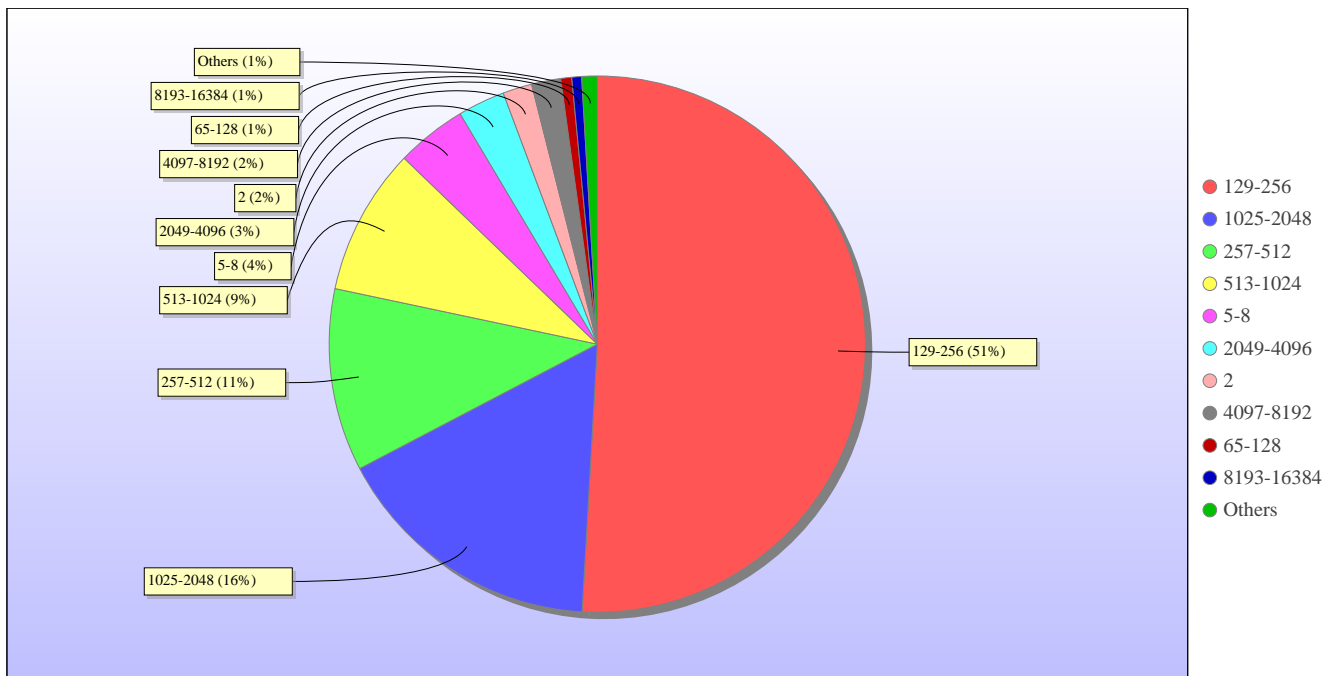
CUs (by Size)

Size	CUs	Number of Jobs
1	0	92
2	0	4,961
3-4	0	154
5-8	0	11,976
9-16	0	398
17-32	0	210
33-64	0	109
65-128	0	1,864
129-256	151,089.323	143,270
257-512	130,008.551	30,959
513-1024	295,816.991	24,969
1025-2048	423,661.736	46,220
2049-4096	347,034.628	8,002
4097-8192	393,218.349	4,946
8193-16384	352,335.613	1,666
16385-32768	246,646.359	824
32769-65536	214,317.81	377
65537-131072	115,809.416	260
131073-262144	60,543.789	172
262145-524288	2,396.907	21
524289-1048576	1,664.711	6

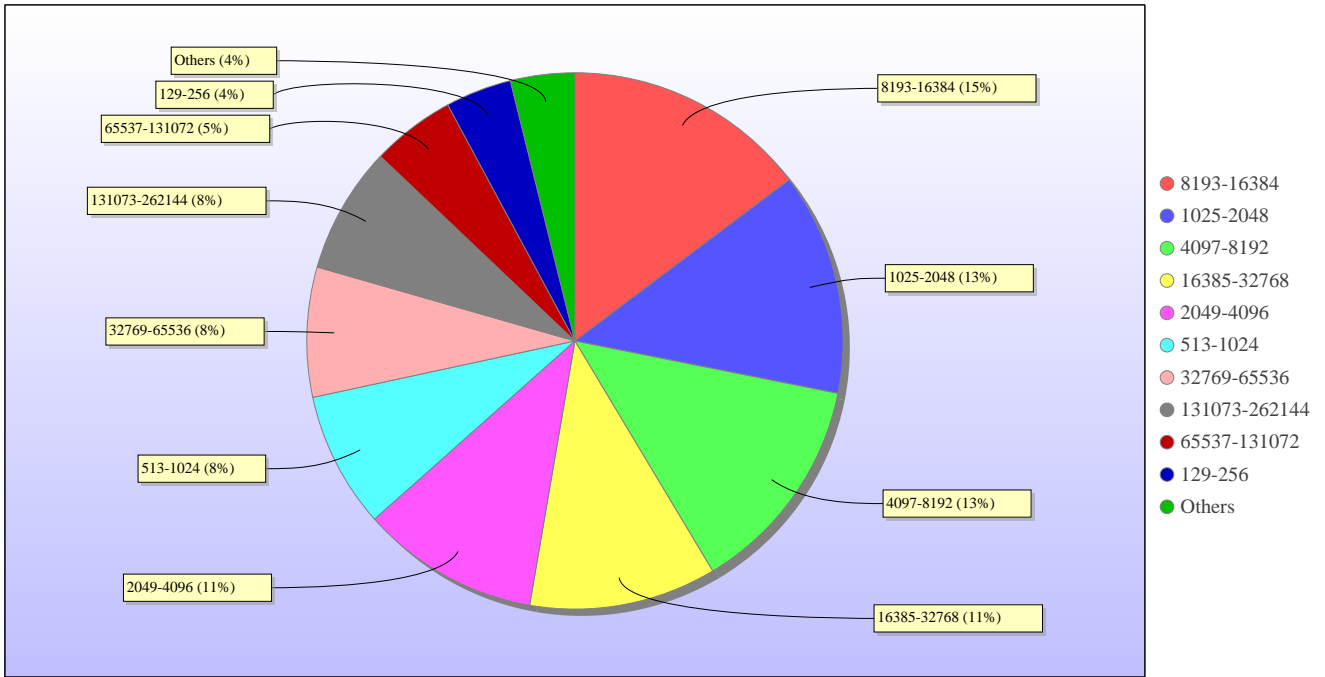
Load plots



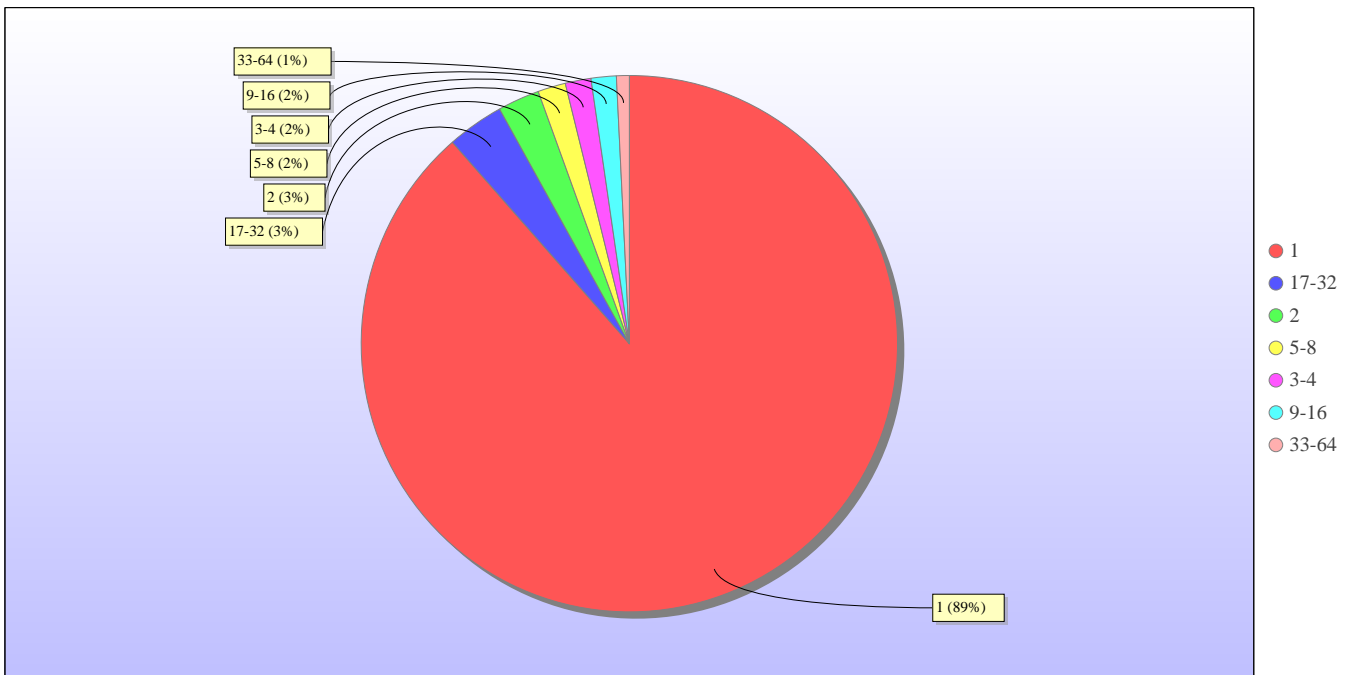
Percentage load on machine



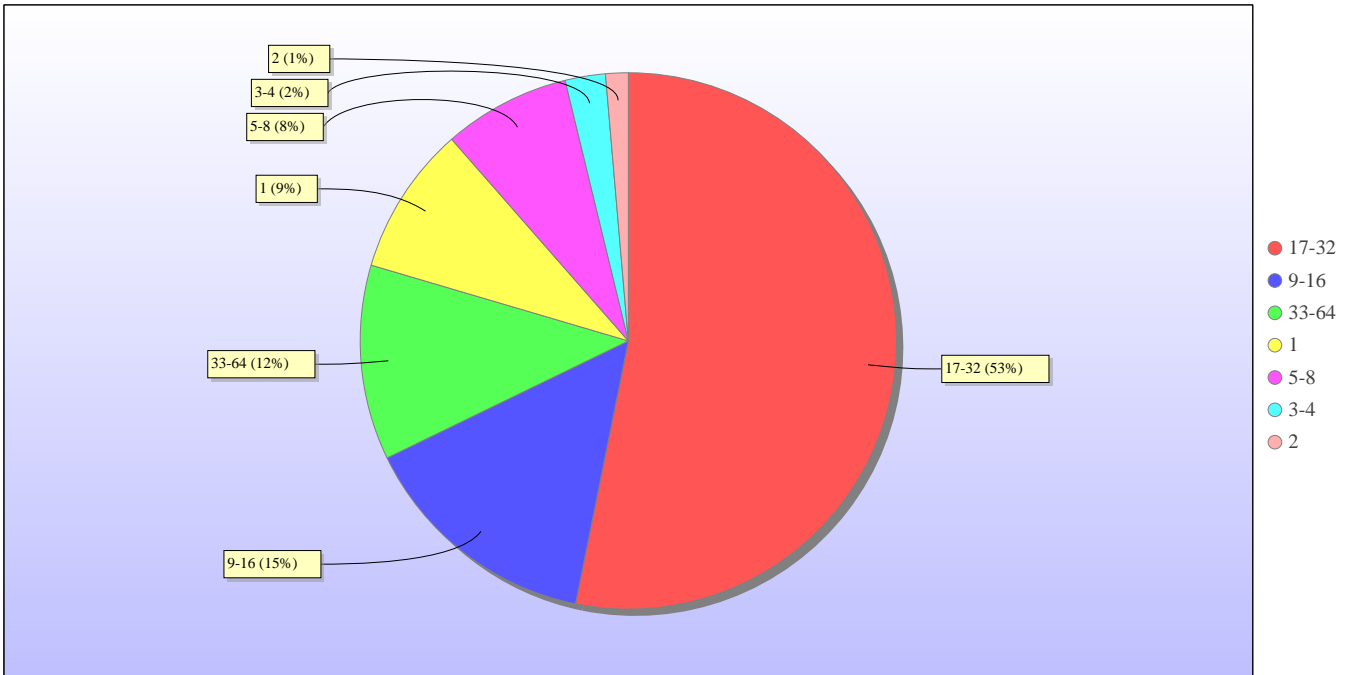
Jobs by Size



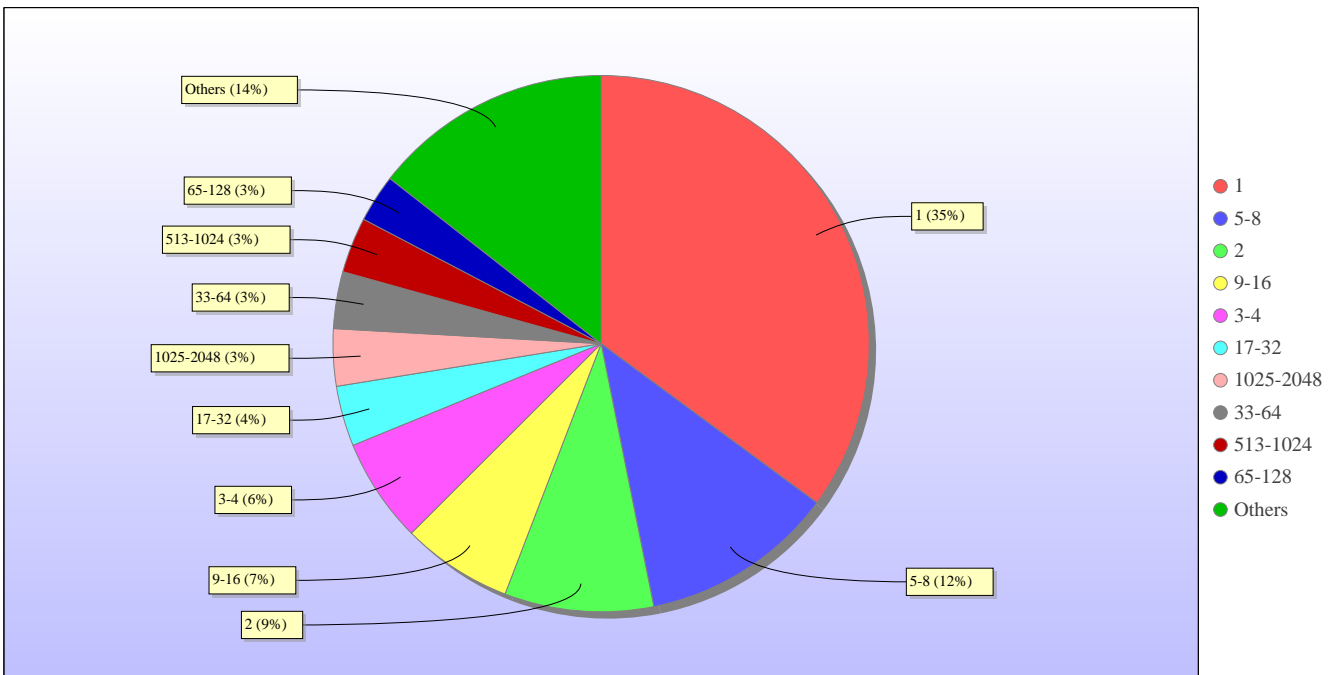
CUs used by Size



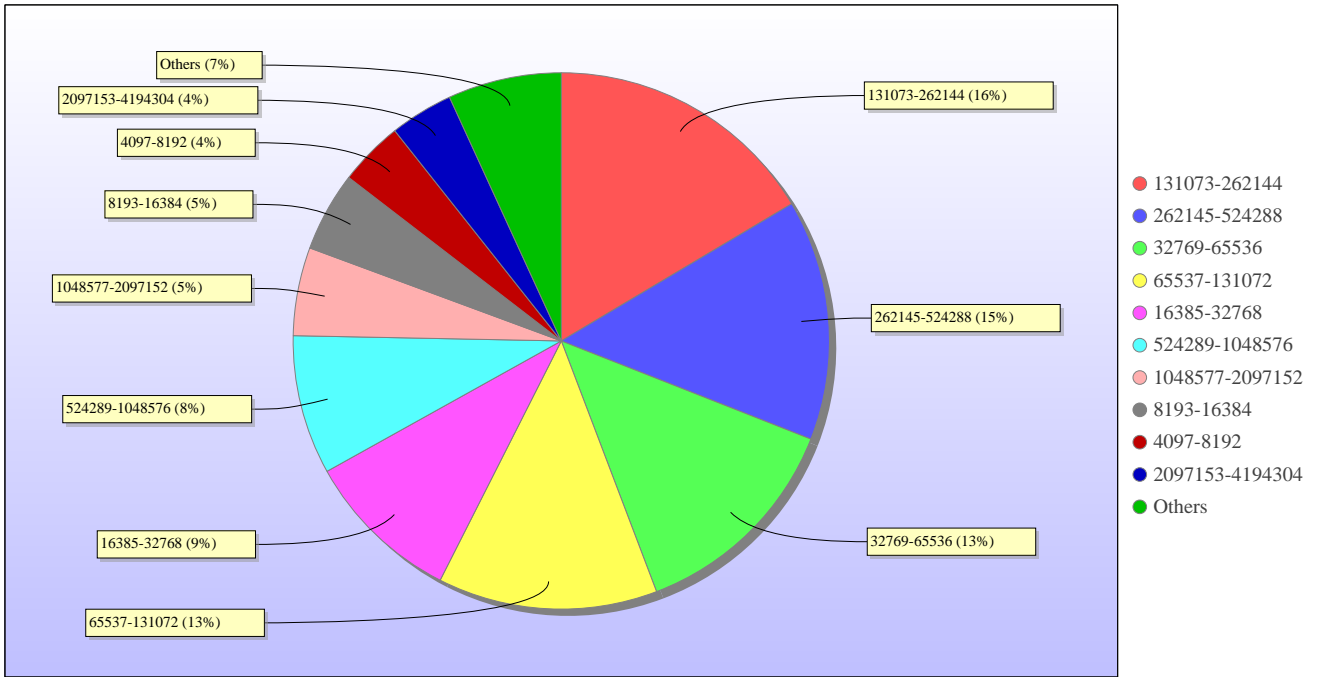
Jobs grouped by wall-clock-hours



CUs used grouped by wall-clock-hours



Jobs grouped by core-hours

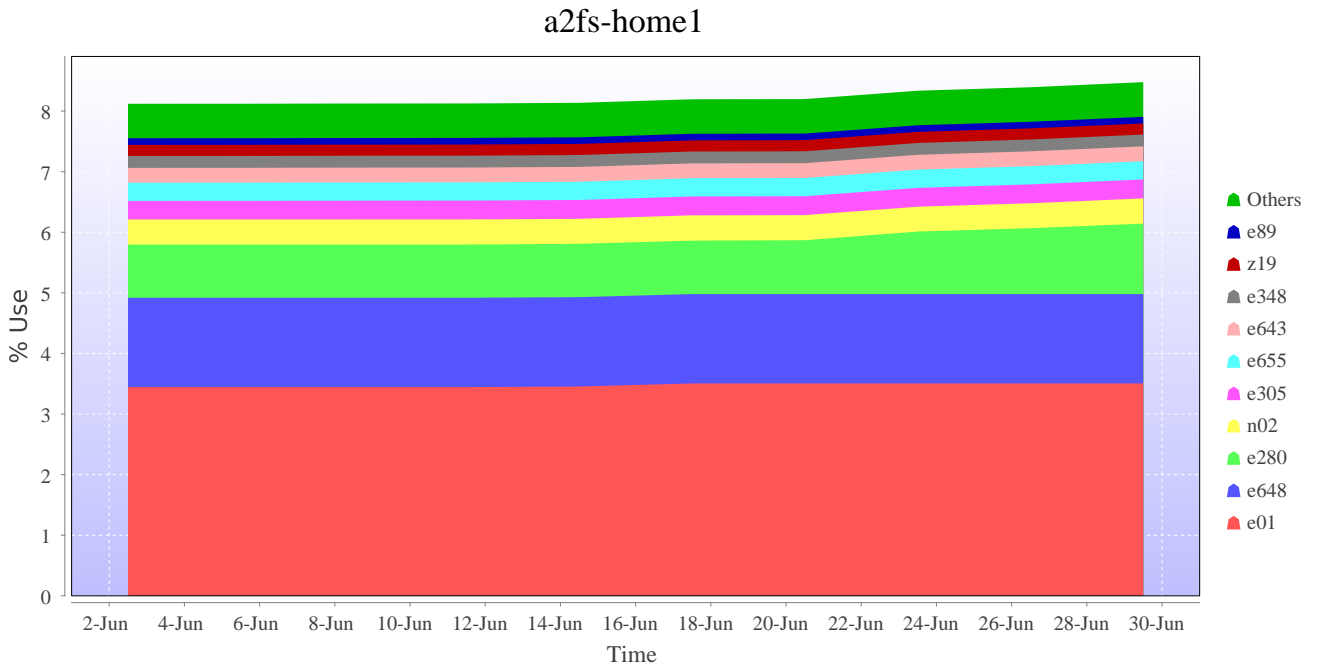


CUs used grouped by core-hours

Disk usage

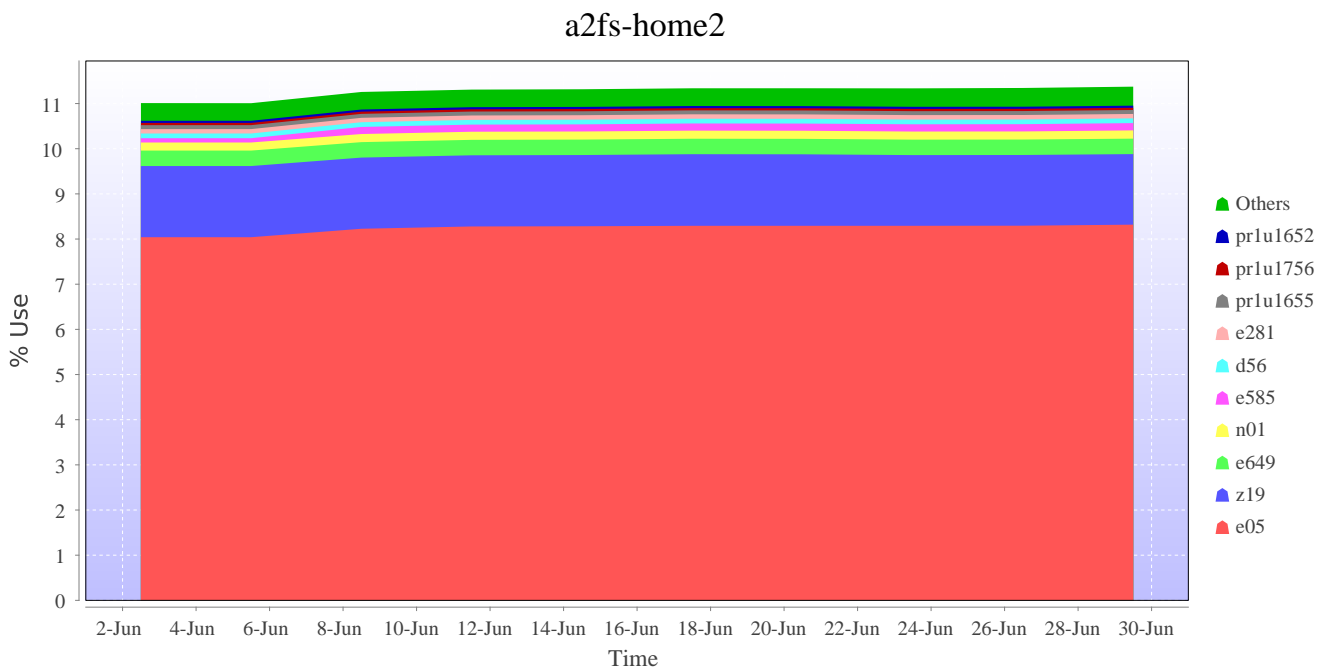
Disk usage for home (a2fs-home1)

This is a plot of Disk Use on a2fs-home1 against time. The plot is divided into a number of classes according to Project. This is a stacked plot so the top of the plot represents the total usage at a given time.



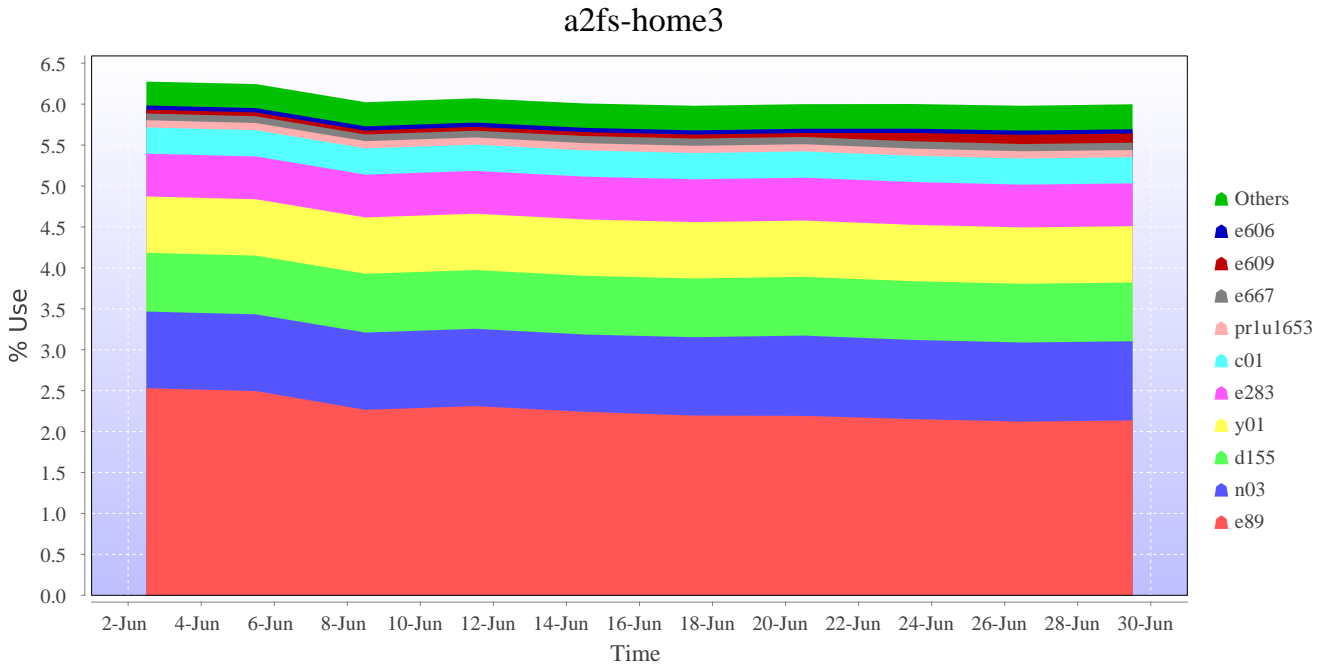
Disk usage for home (a2fs-home2)

This is a plot of Disk Use on a2fs-home2 against time. The plot is divided into a number of classes according to Project. This is a stacked plot so the top of the plot represents the total usage at a given time.



Disk usage for home (a2fs-home3)

This is a plot of Disk Use on a2fs-home3 against time. The plot is divided into a number of classes according to Project. This is a stacked plot so the top of the plot represents the total usage at a given time.



Disk usage for work (a2fs-work1)

This is a plot of Disk Use on a2fs-work1 against time. The plot is divided into a number of classes according to Project. This is a stacked plot so the top of the plot represents the total usage at a given time.

