

# Monthly Reporting

## Report from 01 February 2022 to 28 February 2022

### Report for Resource Pool Archer2 on archer2

A total of 3,929,856 CUs were available during this period.

### Use and Allocations (by Project)

In the following table, Charged refers to usage which was charged against the project Allocation; whereas Used refers to usage including uncharged time. Uncharged time can arise from use of the Low Priority queue and/or during times when charging is disabled on the service.

The (Allocation) column is the time allocated to the project, scaled according to the reporting period and shown as a fraction of the available resources. If this report period is a sub-period of the Allocation period then the SAFE calculates the Allocation for this sub-period based on a linear spend profile of the total Allocation. If the usage for a project is not linear across the full Allocation period the the Use can be larger than the extrapolated Allocation.

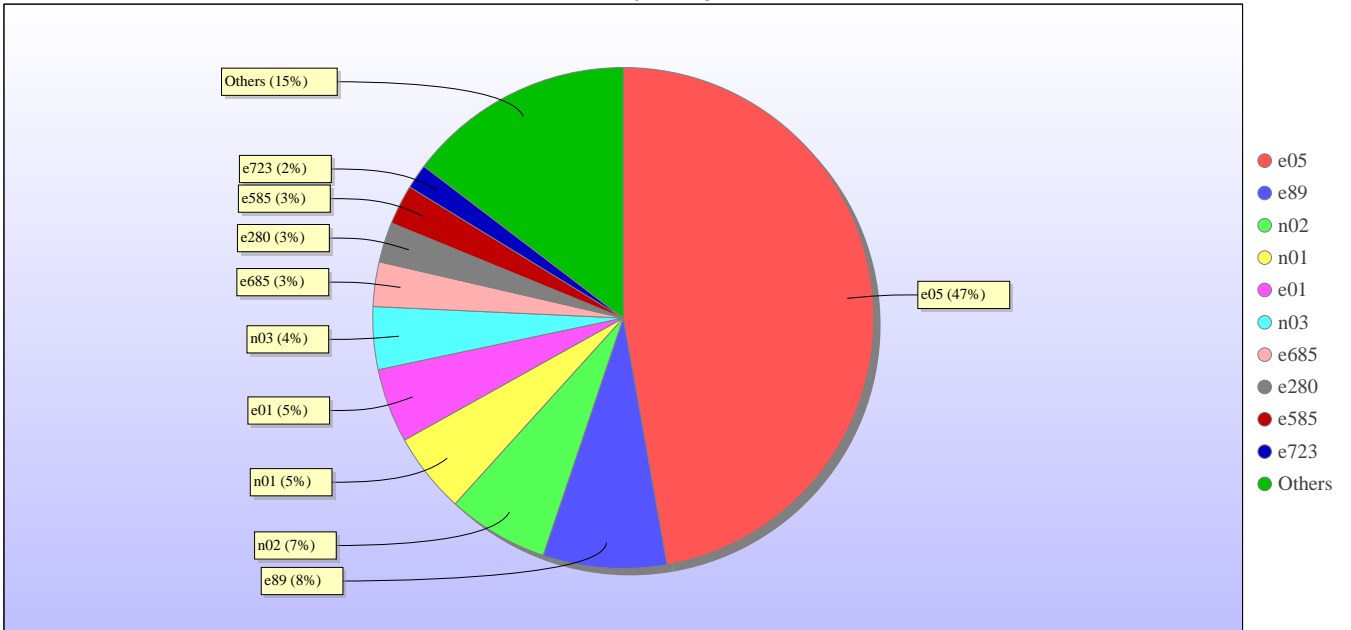
Project	Project Class	Number of Jobs	Charged CUs	Charged Utilisation	Used CUs	Utilisation	Allocated CUs	Allocation
e683	Pioneer Projects	0	0.0	0.00%	0.0	0.00%	12,873.7	0.33%
e685	Pioneer Projects	1,132	11,364.5	0.29%	102,191.5	2.60%	19,032.0	0.48%
e686	Pioneer Projects	234	2,629.5	0.07%	2,629.5	0.07%	17,020.5	0.43%
e687	Pioneer Projects	32	247.6	0.01%	247.6	0.01%	15,194.7	0.39%
e688	Pioneer Projects	603	4,963.8	0.13%	4,975.3	0.13%	20,502.0	0.52%
e689	Pioneer Projects	120	11,217.6	0.29%	11,246.1	0.29%	23,674.0	0.60%
e690	Pioneer Projects	1,035	18,478.0	0.47%	24,634.5	0.63%	23,209.8	0.59%
e691	Pioneer Projects	27	35,756.9	0.91%	35,756.9	0.91%	23,662.8	0.60%
e692	Pioneer Projects	173	12,998.5	0.33%	14,471.2	0.37%	17,862.2	0.45%
e693	Pioneer Projects	0	0.0	0.00%	0.0	0.00%	15,473.2	0.39%
E635	Class1a	51	180.3	0.00%	180.3	0.00%	3,045.9	0.08%
c01	Class1a	1,349	14,384.6	0.37%	19,071.7	0.49%	28,585.1	0.73%
e348	Class1a	108	92.2	0.00%	92.2	0.00%	4,201.0	0.11%
e432	Class1a	76	494.7	0.01%	494.7	0.01%	4,741.5	0.12%
e569	Class1a	17	176.2	0.00%	176.2	0.00%	3,376.5	0.09%
e572	Class1a	2,659	6,989.6	0.18%	7,517.2	0.19%	1,803.7	0.05%
e575	Class1a	292	1,146.5	0.03%	1,146.5	0.03%	2,641.0	0.07%
e607	Class1a	284	341.2	0.01%	35,288.2	0.90%	9,047.7	0.23%
e609	Class1a	439	1,281.3	0.03%	1,281.3	0.03%	3,094.6	0.08%
e630	Class1a	16	15,339.7	0.39%	15,339.7	0.39%	17,972.8	0.46%
e637	Class1a	26	15.4	0.00%	15.4	0.00%	1,606.2	0.04%
e642	Class1a	0	0.0	0.00%	0.0	0.00%	4,442.9	0.11%
e643	Class1a	692	8,847.0	0.23%	8,885.6	0.23%	4,785.6	0.12%
e645	Class1a	36	1,120.4	0.03%	1,120.4	0.03%	2,444.0	0.06%
e647	Class1a	947	5,627.3	0.14%	5,633.4	0.14%	4,177.8	0.11%
e648	Class1a	117	371.8	0.01%	371.8	0.01%	1,457.7	0.04%
e649	Class1a	87	89.1	0.00%	5,329.8	0.14%	4,567.9	0.12%
e651	Class1a	0	0.0	0.00%	0.0	0.00%	1,234.9	0.03%
e655	Class1a	206	4,078.6	0.10%	4,283.2	0.11%	3,154.6	0.08%
e663	Class1a	370	1,660.2	0.04%	1,660.2	0.04%	3,045.9	0.08%
e664	Class1a	0	0.0	0.00%	0.0	0.00%	812.3	0.02%
e667	Class1a	213	788.4	0.02%	788.4	0.02%	1,990.8	0.05%

Project	Project Class	Number of Jobs	Charged CUs	Charged Utilisation	Used CUs	Utilisation	Allocated CUs	Allocation
e668	Class1a	0	0.0	0.00%	0.0	0.00%	512.7	0.01%
e681	Class1a	0	0.0	0.00%	0.0	0.00%	2,243.6	0.06%
e682	Class1a	139	669.7	0.02%	669.7	0.02%	6,840.7	0.17%
e684	Class1a	0	0.0	0.00%	0.0	0.00%	682.7	0.02%
e694	Class1a	0	0.0	0.00%	0.0	0.00%	2,602.1	0.07%
e696	Class1a	29	7.6	0.00%	7.6	0.00%	139.6	0.00%
e697	Class1a	140	2,526.6	0.06%	39,604.5	1.01%	8,058.9	0.21%
e700	Class1a	0	0.0	0.00%	0.0	0.00%	3,063.7	0.08%
e701	Class1a	76	1,007.4	0.03%	1,007.5	0.03%	2,553.1	0.06%
e702	Class1a	0	0.0	0.00%	0.0	0.00%	1,833.3	0.05%
e706	Class1a	0	0.0	0.00%	0.0	0.00%	464.2	0.01%
e707	Class1a	83	11,861.8	0.30%	11,861.8	0.30%	9,178.6	0.23%
e708	Class1a	0	0.0	0.00%	0.0	0.00%	1,336.3	0.03%
e710	Class1a	13	2,791.9	0.07%	2,791.9	0.07%	815.5	0.02%
e712	Class1a	0	0.0	0.00%	0.0	0.00%	15,473.2	0.39%
e720	Class1a	627	9,877.3	0.25%	9,877.3	0.25%	6,579.2	0.17%
e721	Class1a	0	0.0	0.00%	0.0	0.00%	469.0	0.01%
e723	Class1a	367	56,327.7	1.43%	56,726.6	1.44%	18,367.3	0.47%
e724	Class1a	267	2,951.1	0.08%	2,954.6	0.08%	2,333.3	0.06%
e738	Class1a	0	0.0	0.00%	0.0	0.00%	4,344.9	0.11%
e6337	Class1a	68	5,504.9	0.14%	7,447.9	0.19%	3,863.9	0.10%
ec110	Class1a	0	0.0	0.00%	0.0	0.00%	1.0	0.00%
e01	Consortia	1,788	146,611.7	3.73%	170,190.5	4.33%	207,368.4	5.28%
e05	Consortia	52,673	529,524.0	13.47%	1,677,040.9	42.67%	656,666.9	16.71%
e89	Consortia	9,479	282,969.7	7.20%	283,434.1	7.21%	311,052.6	7.92%
e280	Consortia	6,222	91,642.9	2.33%	91,798.3	2.34%	138,245.9	3.52%
e281	Consortia	1,069	36,053.2	0.92%	44,589.0	1.13%	70,685.8	1.80%
e283	Consortia	1,195	20,923.8	0.53%	20,923.8	0.53%	34,561.7	0.88%
e305	Consortia	774	33,463.5	0.85%	38,310.5	0.97%	103,684.2	2.64%
e585	Consortia	830	80,326.3	2.04%	91,202.4	2.32%	103,684.2	2.64%
e704	Pump Priming	91	1.6	0.00%	1.6	0.00%	65.5	0.00%
e711	Pump Priming	0	0.0	0.00%	0.0	0.00%	60.2	0.00%
e718	Pump Priming	0	0.0	0.00%	0.0	0.00%	117.5	0.00%
e719	Pump Priming	0	0.0	0.00%	0.0	0.00%	123.7	0.00%
e722	Pump Priming	0	0.0	0.00%	0.0	0.00%	123.1	0.00%
e725	Pump Priming	0	0.0	0.00%	0.0	0.00%	123.8	0.00%
e726	Pump Priming	0	0.0	0.00%	0.0	0.00%	123.8	0.00%
e727	Pump Priming	0	0.0	0.00%	0.0	0.00%	123.5	0.00%
e729	Pump Priming	0	0.0	0.00%	0.0	0.00%	81.9	0.00%
e737	Pump Priming	123	52.9	0.00%	621.5	0.02%	105.2	0.00%
e741	Pump Priming	0	0.0	0.00%	0.0	0.00%	123.8	0.00%
ta021	Training	0	0.0	0.00%	0.0	0.00%	57.7	0.00%
ta026	Training	0	0.0	0.00%	0.0	0.00%	57.4	0.00%
ta027	Training	0	0.0	0.00%	0.0	0.00%	76.7	0.00%
ta037	Training	0	0.0	0.00%	0.0	0.00%	57.5	0.00%
ta038	Training	0	0.0	0.00%	0.0	0.00%	57.5	0.00%
ta052	Training	172	1.3	0.00%	1.3	0.00%	461.9	0.01%
e507	Access to HPC	57	1,269.1	0.03%	1,269.1	0.03%	3,812.6	0.10%
e596	Access to HPC	0	0.0	0.00%	0.0	0.00%	586.8	0.01%
e632	Access to HPC	0	0.0	0.00%	0.0	0.00%	6,684.4	0.17%
e673	Access to HPC	46	58.6	0.00%	58.6	0.00%	4,505.8	0.11%
e674	Access to HPC	409	2,123.1	0.05%	2,123.1	0.05%	3,013.4	0.08%
e675	Access to HPC	179	5,226.4	0.13%	5,226.4	0.13%	9,395.3	0.24%
e676	Access to HPC	0	0.0	0.00%	0.0	0.00%	3,118.3	0.08%
e677	Access to HPC	0	0.0	0.00%	0.0	0.00%	6.6	0.00%
e678	Access to HPC	0	0.0	0.00%	0.0	0.00%	742.7	0.02%
e679	Access to HPC	22	2,112.4	0.05%	2,112.4	0.05%	4,456.3	0.11%
e680	Access to HPC	0	0.0	0.00%	0.0	0.00%	6,313.1	0.16%
e705	Access to HPC	0	0.0	0.00%	0.0	0.00%	3,413.5	0.09%
e730	Access to HPC	301	3,932.7	0.10%	3,932.7	0.10%	4,456.3	0.11%
e731	Access to HPC	0	0.0	0.00%	0.0	0.00%	7,736.6	0.20%
e732	Access to HPC	0	0.0	0.00%	0.0	0.00%	4,642.0	0.12%
e733	Access to HPC	0	0.0	0.00%	0.0	0.00%	2,970.8	0.08%

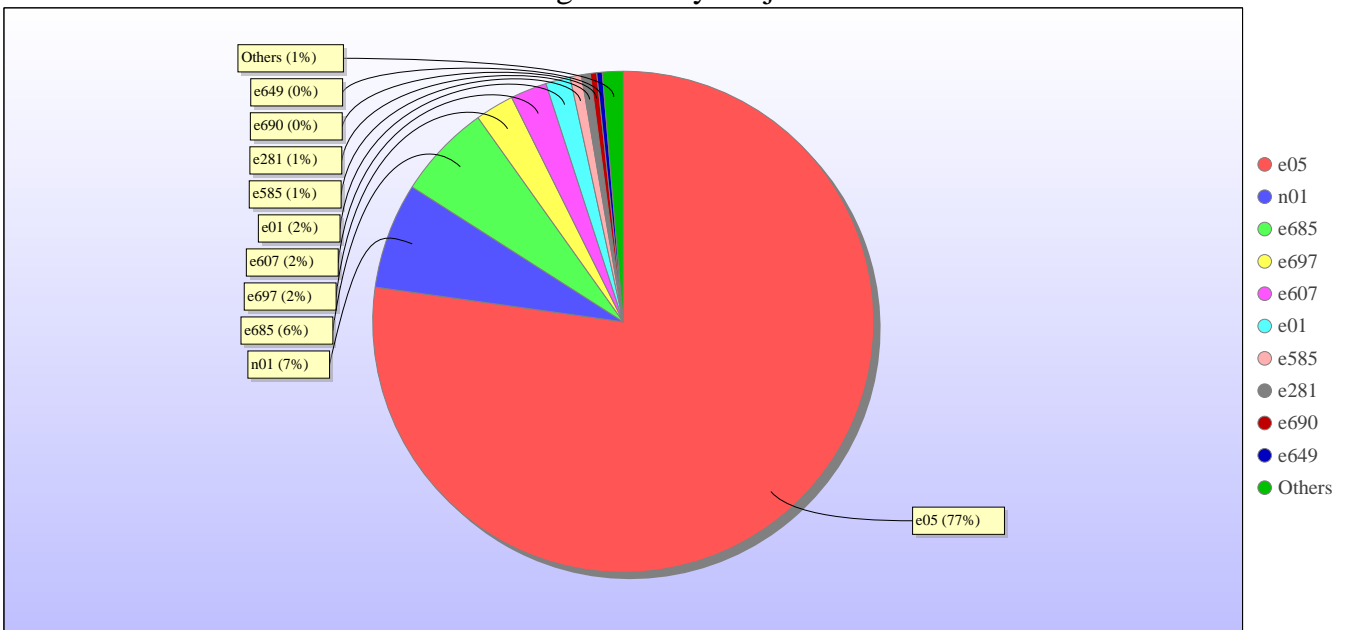
Project	Project Class	Number of Jobs	Charged CUs	Charged Utilisation	Used CUs	Utilisation	Allocated CUs	Allocation
e734	Access to HPC	316	3,344.4	0.09%	3,344.4	0.09%	6,189.3	0.16%
e735	Access to HPC	0	0.0	0.00%	0.0	0.00%	7,219.2	0.18%
e736	Access to HPC	348	9,366.2	0.24%	9,366.2	0.24%	11,140.7	0.28%
<b>EPSRC Total</b>		<b>89,244</b>	<b>1,503,210.6</b>	<b>38.25%</b>	<b>2,883,325.0</b>	<b>73.37%</b>	<b>2,110,785.5</b>	<b>53.71%</b>
n01	Consortia	3,680	83,092.9	2.11%	184,615.2	4.70%	139,079.5	3.54%
n02	Consortia	27,726	227,855.3	5.80%	231,794.8	5.90%	396,756.2	10.10%
n03	Consortia	2,626	143,511.8	3.65%	143,578.9	3.65%	101,490.4	2.58%
<b>NERC Total</b>		<b>34,032</b>	<b>454,460.0</b>	<b>11.56%</b>	<b>559,988.8</b>	<b>14.25%</b>	<b>637,326.0</b>	<b>16.22%</b>
b19	Class1a	0	0.0	0.00%	0.0	0.00%	1,271.3	0.03%
e621	Class1a	0	0.0	0.00%	0.0	0.00%	1,947.4	0.05%
<b>BBSRC Total</b>		<b>0</b>	<b>0.0</b>	<b>0.00%</b>	<b>0.0</b>	<b>0.00%</b>	<b>3,218.7</b>	<b>0.08%</b>
pr1u1653	DECI: EXEC	40	15,242.8	0.39%	15,242.8	0.39%	5,195.0	0.13%
pr1u1654	DECI: EXEC	0	0.0	0.00%	0.0	0.00%	609.8	0.02%
pr1u1657	DECI: EXEC	12	682.6	0.02%	682.6	0.02%	480.7	0.01%
pr1u1659	DECI: EXEC	426	560.7	0.01%	560.7	0.01%	1,428.7	0.04%
pr1u1751	DECI: EXEC	341	43.3	0.00%	43.3	0.00%	1,464.7	0.04%
pr1u1752	DECI: EXEC	3	0.1	0.00%	0.1	0.00%	1,740.6	0.04%
pr1u1753	DECI: EXEC	2	0.0	0.00%	0.0	0.00%	2,067.8	0.05%
pr1u1754	DECI: EXEC	41	735.7	0.02%	735.7	0.02%	2,393.3	0.06%
pr1u1755	DECI: EXEC	2	43.8	0.00%	43.8	0.00%	1,566.5	0.04%
pr1u1756	DECI: EXEC	555	13,571.4	0.35%	13,571.4	0.35%	3,693.3	0.09%
pr1u1757	DECI: EXEC	0	0.0	0.00%	0.0	0.00%	828.1	0.02%
pr1u1758	DECI: EXEC	6	507.2	0.01%	507.2	0.01%	646.2	0.02%
pr1u1759	DECI: EXEC	48	3,417.8	0.09%	3,417.8	0.09%	1,391.6	0.04%
pr1u1760	DECI: EXEC	0	0.0	0.00%	0.0	0.00%	522.2	0.01%
pr1u1702	DECI: HOME	65	1,398.5	0.04%	1,398.5	0.04%	1,538.0	0.04%
pr1u1707	DECI: HOME	0	0.0	0.00%	0.0	0.00%	1,332.6	0.03%
pr1ush01	DECI: HOME	55	878.6	0.02%	878.6	0.02%	379.8	0.01%
pr1ush02	DECI: HOME	7	0.0	0.00%	0.0	0.00%	18.4	0.00%
pr1ushpc	DECI: HOME	0	0.0	0.00%	0.0	0.00%	74.9	0.00%
<b>PRACE Total</b>		<b>1,603</b>	<b>37,082.7</b>	<b>0.94%</b>	<b>37,082.7</b>	<b>0.94%</b>	<b>27,372.2</b>	<b>0.70%</b>
ecseaa06	eCSE	0	0.0	0.00%	0.0	0.00%	166.5	0.00%
ecseaa09	eCSE	0	0.0	0.00%	0.0	0.00%	83.3	0.00%
ecseaa11	eCSE	114	161.6	0.00%	161.6	0.00%	71.0	0.00%
ecseaa12	eCSE	0	0.0	0.00%	0.0	0.00%	61.4	0.00%
ecseaa13	eCSE	0	0.0	0.00%	0.0	0.00%	166.5	0.00%
ecseaa19	eCSE	0	0.0	0.00%	0.0	0.00%	92.9	0.00%
ecseaa21	eCSE	0	0.0	0.00%	0.0	0.00%	61.9	0.00%
ecseaa26	eCSE	9	5.1	0.00%	5.1	0.00%	114.2	0.00%
ecseab02	eCSE	0	0.0	0.00%	0.0	0.00%	84.0	0.00%
ecseab03	eCSE	0	0.0	0.00%	0.0	0.00%	135.8	0.00%
ecseab11	eCSE	33	1.0	0.00%	1.0	0.00%	17.2	0.00%
ecseab12	eCSE	0	0.0	0.00%	0.0	0.00%	93.2	0.00%
ecseab13	eCSE	0	0.0	0.00%	0.0	0.00%	43.1	0.00%
ecseac02	eCSE	0	0.0	0.00%	0.0	0.00%	51.4	0.00%
ecseac04	eCSE	0	0.0	0.00%	0.0	0.00%	91.6	0.00%
ecseac05	eCSE	0	0.0	0.00%	0.0	0.00%	57.7	0.00%
ecseac06	eCSE	234	2.8	0.00%	2.8	0.00%	71.2	0.00%
ecseac10	eCSE	0	0.0	0.00%	0.0	0.00%	102.1	0.00%
ecseac12	eCSE	0	0.0	0.00%	0.0	0.00%	76.0	0.00%
ecseac14	eCSE	0	0.0	0.00%	0.0	0.00%	59.0	0.00%
ecsead01	eCSE	0	0.0	0.00%	0.0	0.00%	88.7	0.00%
ecsead05	eCSE	0	0.0	0.00%	0.0	0.00%	84.5	0.00%
ecsead06	eCSE	0	0.0	0.00%	0.0	0.00%	66.7	0.00%
ecsead07	eCSE	0	0.0	0.00%	0.0	0.00%	59.6	0.00%
ecsead08	eCSE	45	1.1	0.00%	27.8	0.00%	70.4	0.00%
<b>eCSE Total</b>		<b>435</b>	<b>171.6</b>	<b>0.00%</b>	<b>198.3</b>	<b>0.01%</b>	<b>2,070.2</b>	<b>0.05%</b>
d35	Research	27	0.7	0.00%	0.7	0.00%	83.8	0.00%
d56	Research	556	5,429.0	0.14%	5,438.7	0.14%	6,340.9	0.16%
d114	Research	1,858	4,466.3	0.11%	4,474.4	0.11%	14,174.5	0.36%
d118	Research	13	83.1	0.00%	83.1	0.00%	716.0	0.02%
d137	Research	0	0.0	0.00%	0.0	0.00%	1,518.9	0.04%
d142	Research	10	10.5	0.00%	10.5	0.00%	1,730.5	0.04%

Project	Project Class	Number of Jobs	Charged CUs	Charged Utilisation	Used CUs	Utilisation	Allocated CUs	Allocation
d155	Research	2,401	8,035.0	0.20%	8,040.2	0.20%	8,151.9	0.21%
d170	Research	965	147.3	0.00%	147.3	0.00%	93.4	0.00%
d175	Research	445	261.4	0.01%	261.4	0.01%	1,277.2	0.03%
d179	Research	0	0.0	0.00%	0.0	0.00%	3,094.6	0.08%
d429	Research	978	9,033.7	0.23%	9,034.5	0.23%	6,363.6	0.16%
dc129	Research	371	30.6	0.00%	30.6	0.00%	1,534.2	0.04%
d105	Industrial	0	0.0	0.00%	0.0	0.00%	2,828.9	0.07%
d181	Industrial	0	0.0	0.00%	0.0	0.00%	821.9	0.02%
d432	Industrial	92	57.2	0.00%	108.6	0.00%	1,125.7	0.03%
d433	Industrial	2	0.0	0.00%	0.0	0.00%	70.7	0.00%
i18	Industrial	49	136.5	0.00%	136.5	0.00%	2,123.6	0.05%
i21	Industrial	4,041	44,485.4	1.13%	35,887.0	0.91%	6,956.9	0.18%
i24	Industrial	0	0.0	0.00%	0.0	0.00%	7.5	0.00%
i238	Industrial	0	0.0	0.00%	0.0	0.00%	462.4	0.01%
i239	Industrial	77	60.5	0.00%	60.5	0.00%	746.7	0.02%
i241	Industrial	67	4,087.4	0.10%	4,087.4	0.10%	592.6	0.02%
ic062	Industrial	0	0.0	0.00%	0.0	0.00%	24.7	0.00%
d176	Training	593	12.3	0.00%	12.3	0.00%	28.5	0.00%
d180	Training	754	76.1	0.00%	76.1	0.00%	297.1	0.01%
ta046	Training	0	0.0	0.00%	0.0	0.00%	28.9	0.00%
ta047	Training	0	0.0	0.00%	0.0	0.00%	28.9	0.00%
ta048	Training	0	0.0	0.00%	0.0	0.00%	29.7	0.00%
ta049	Training	0	0.0	0.00%	0.0	0.00%	52.2	0.00%
ta050	Training	2	0.0	0.00%	0.0	0.00%	51.9	0.00%
ta051	Training	20	2.5	0.00%	1.9	0.00%	51.9	0.00%
ta053	Training	13	2.9	0.00%	2.9	0.00%	30.4	0.00%
ta054	Training	8	1.3	0.00%	1.3	0.00%	29.6	0.00%
ta055	Training	117	1.2	0.00%	1.2	0.00%	29.6	0.00%
ta056	Training	0	0.0	0.00%	0.0	0.00%	14.6	0.00%
ta057	Training	0	0.0	0.00%	0.0	0.00%	7.6	0.00%
y01	Service	0	0.0	0.00%	0.0	0.00%	53.1	0.00%
y02	Service	65	13.7	0.00%	13.7	0.00%	43.1	0.00%
y23	Service	0	0.0	0.00%	0.0	0.00%	50.2	0.00%
z19	Service	1,988	4,194.6	0.11%	4,218.6	0.11%	23,148.5	0.59%
z99	Service	0	0.0	0.00%	0.0	0.00%	0.5	0.00%
d177	UoE Access	0	0.0	0.00%	0.0	0.00%	76.7	0.00%
sc004	UoE Access	0	0.0	0.00%	0.0	0.00%	10.3	0.00%
DirectorsTime Total		15,512	80,629.1	2.05%	72,129.4	1.84%	84,904.2	2.16%
z02	Service	4	0.1	0.00%	0.1	0.00%	336.9	0.01%
CSE Total		4	0.1	0.00%	0.1	0.00%	336.9	0.01%
Total		140,830	2,075,554.2	52.82%	3,552,724.2	90.40%	2,866,013.7	72.93%

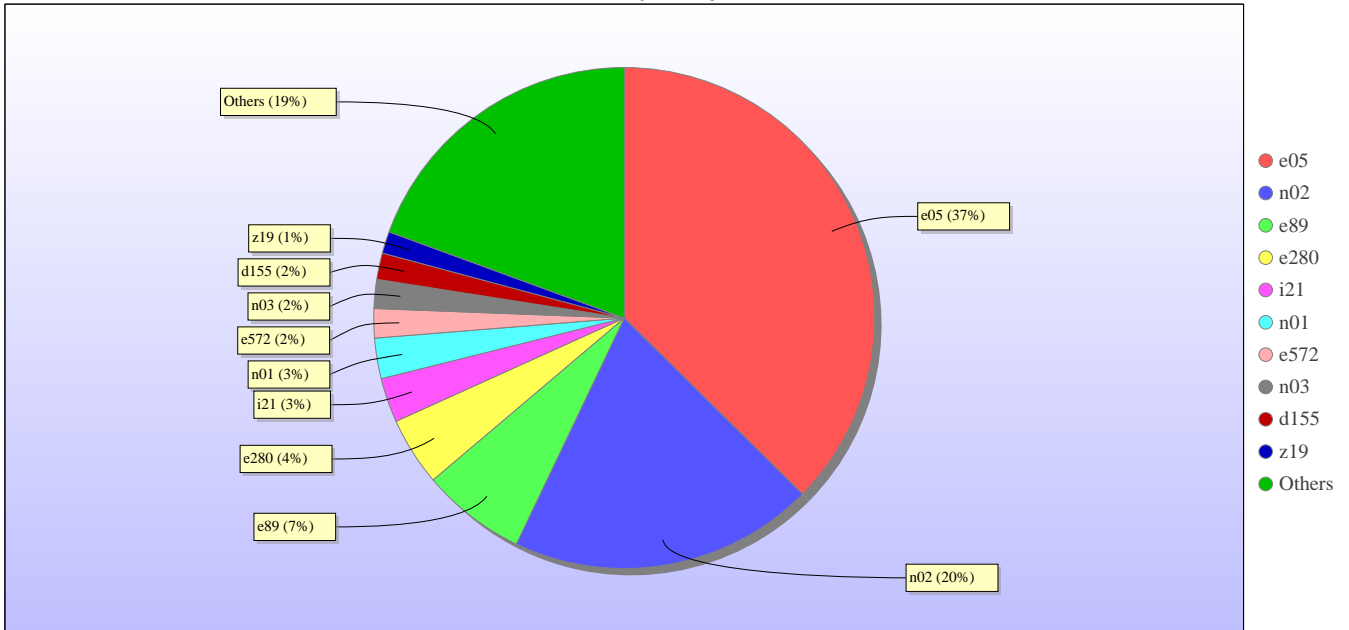
### Use by Project



### Uncharged Use by Project



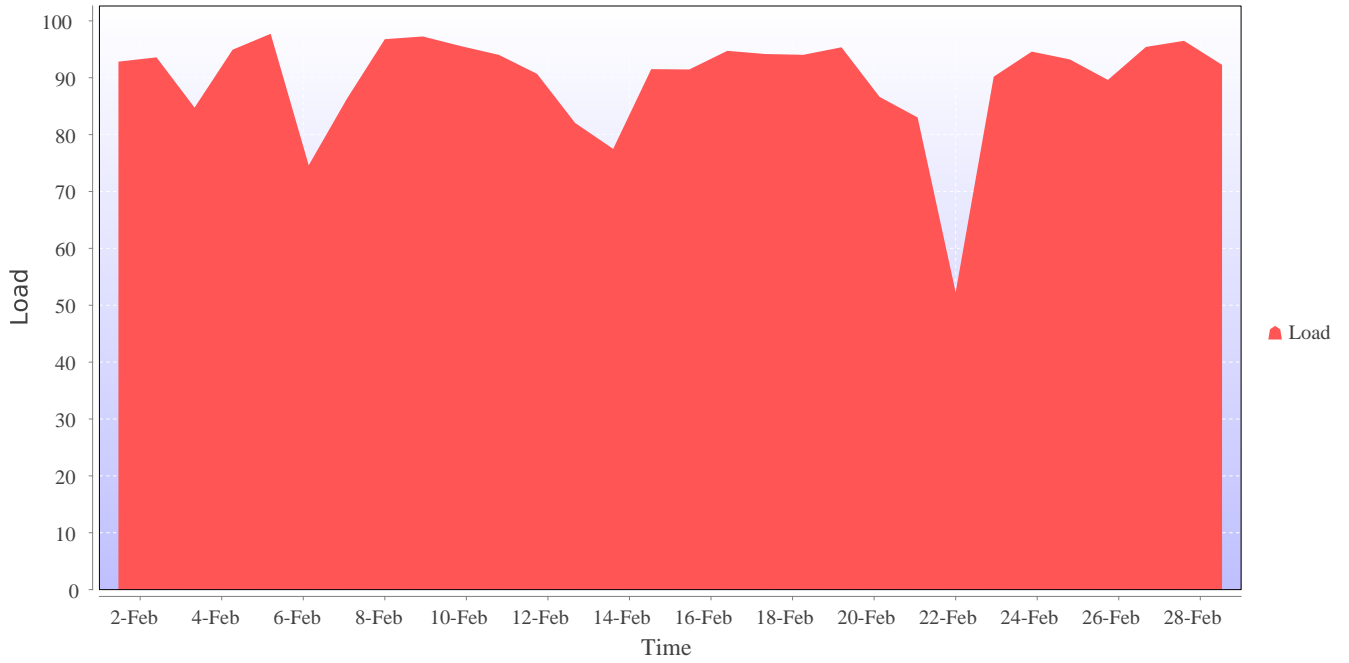
### Jobs by Project



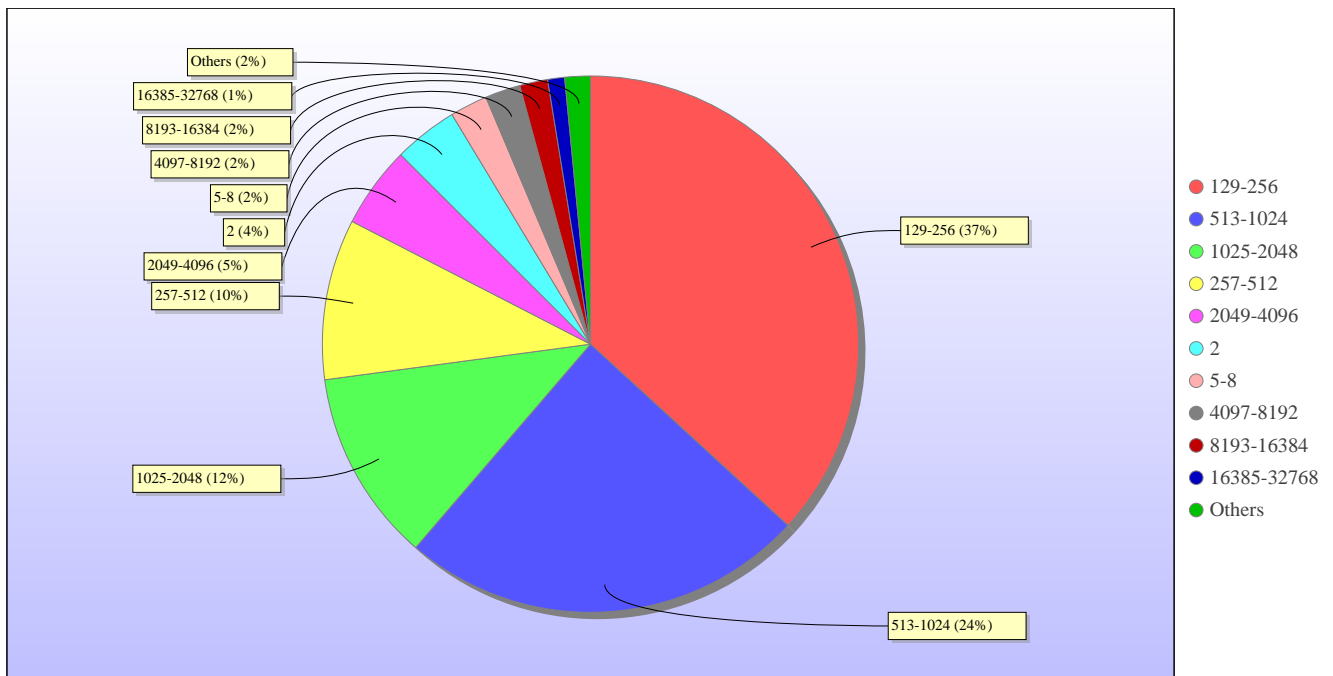
### CUs (by Size)

Size	CUs	Number of Jobs
1	0	29
2	0	5,459
3-4	0	40
5-8	0	3,187
9-16	0	25
17-32	0	405
33-64	0	164
65-128	0	854
129-256	149,088.961	51,848
257-512	114,340.026	13,644
513-1024	239,306.59	34,481
1025-2048	355,000.344	16,304
2049-4096	263,099.978	6,926
4097-8192	182,149.844	2,995
8193-16384	210,490.783	2,380
16385-32768	255,691.769	1,435
32769-65536	203,813.348	449
65537-131072	71,159.142	130
131073-262144	6,015.68	67
262145-524288	25,397.737	8

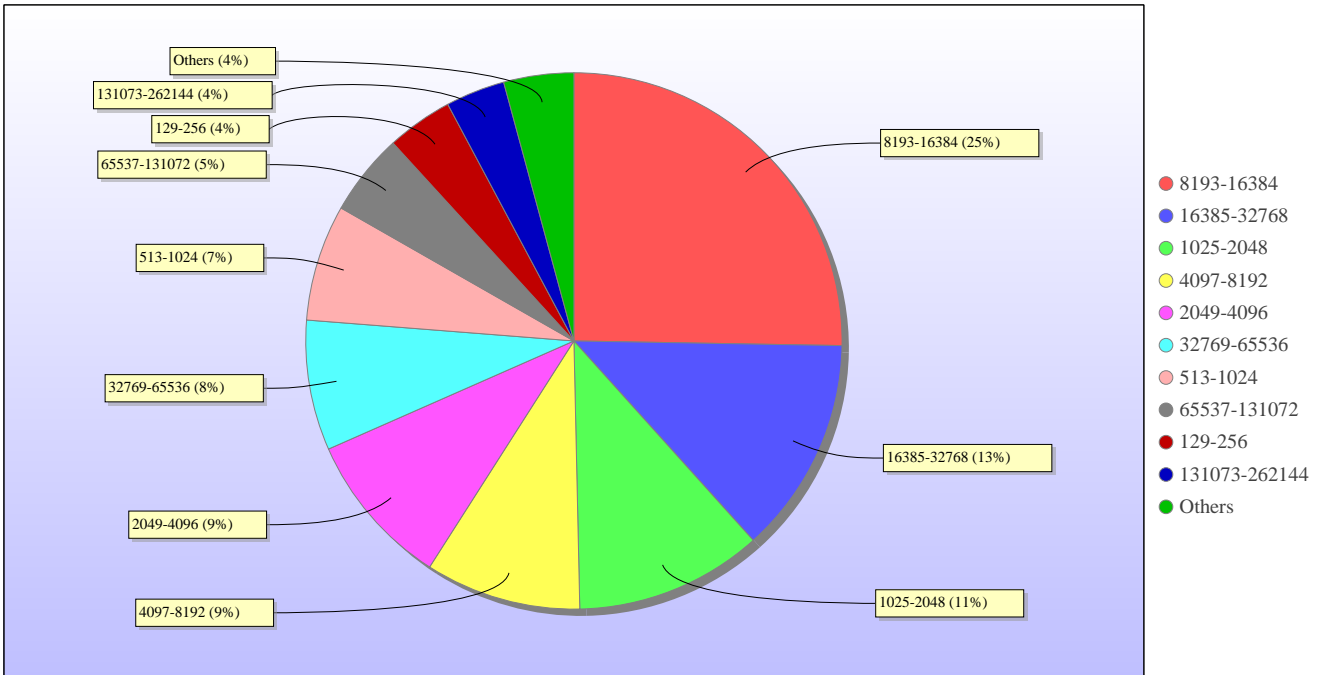
## Load plots



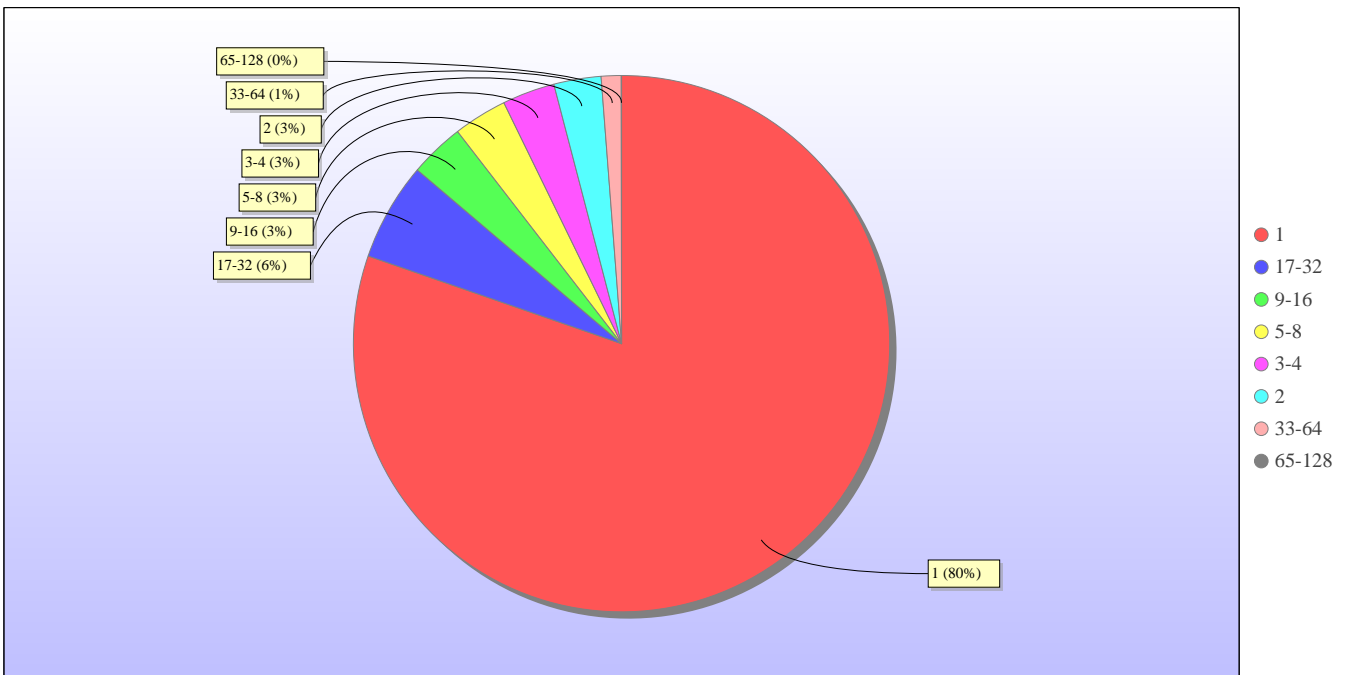
Percentage load on machine



Jobs by Size

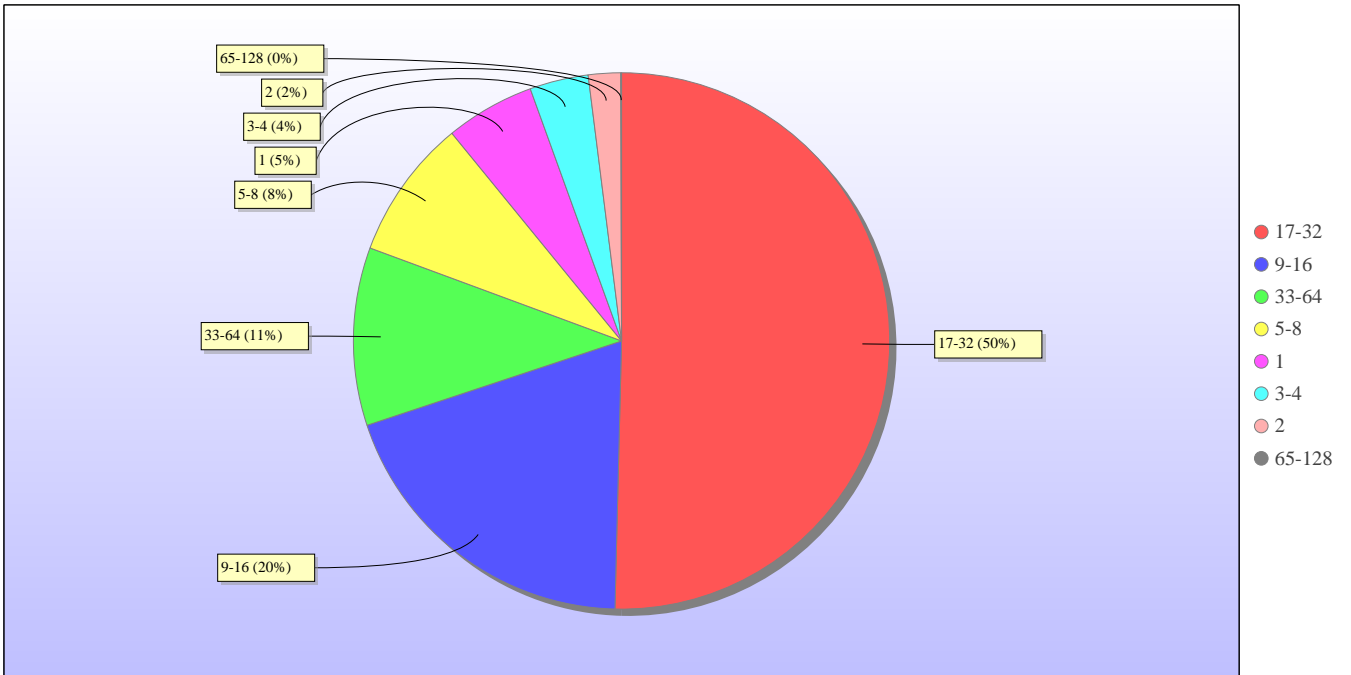


CUs used by Size

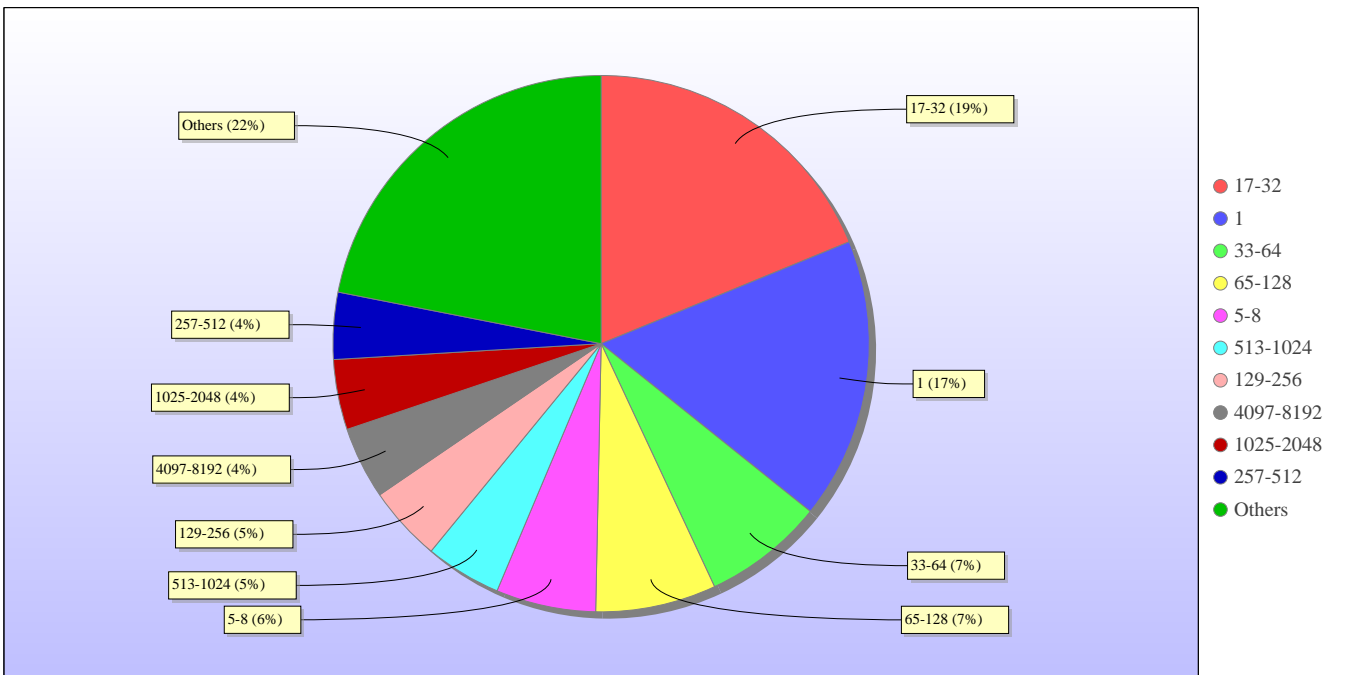


Jobs grouped by wall-clock-hours

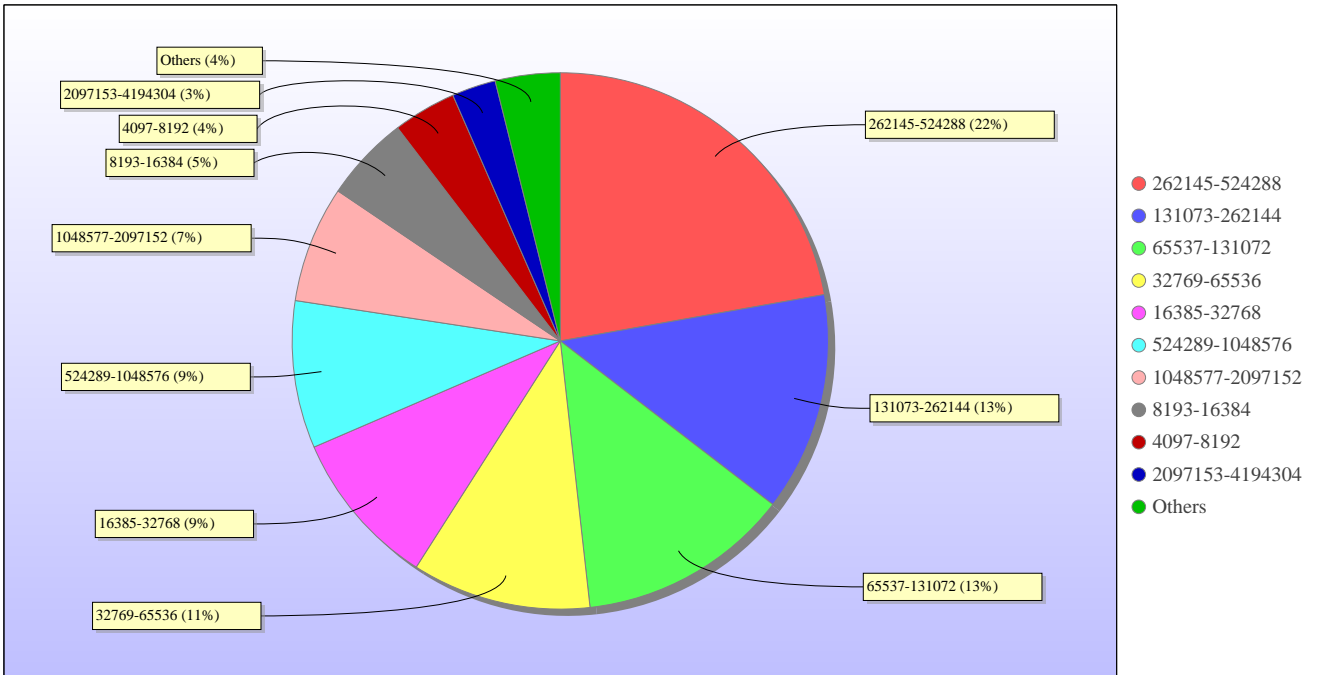




CUs used grouped by wall-clock-hours



Jobs grouped by core-hours

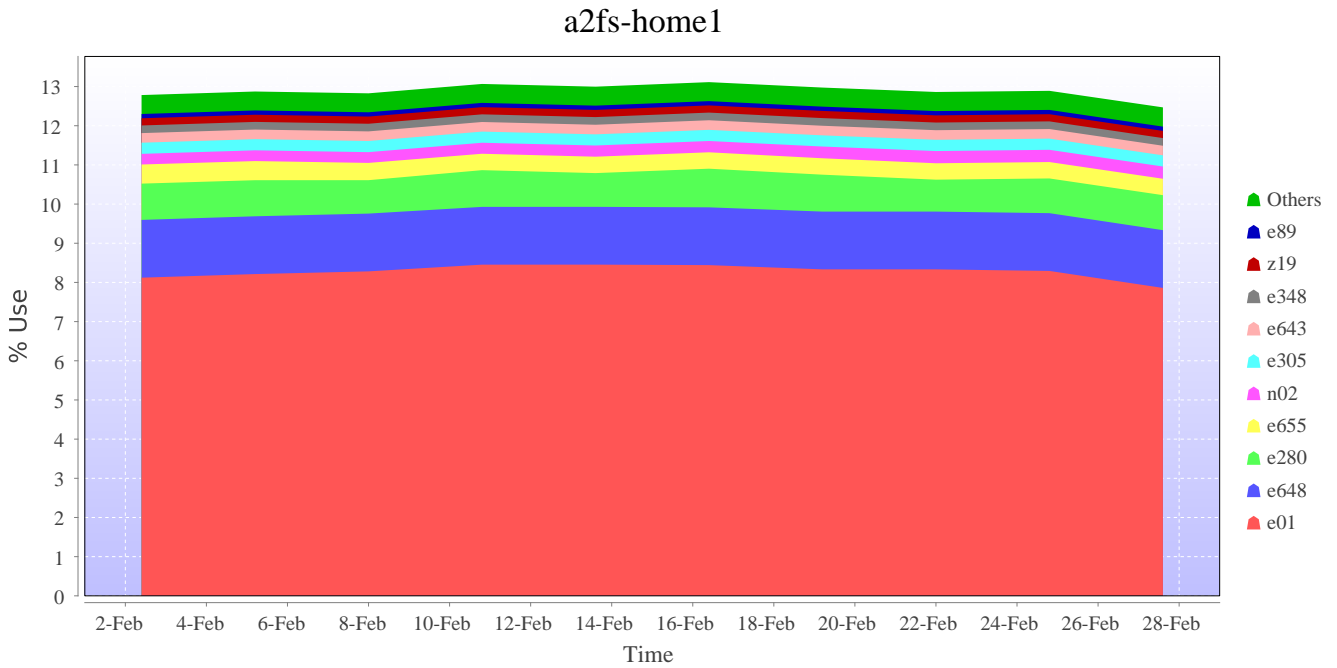


CUs used grouped by core-hours

## Disk usage

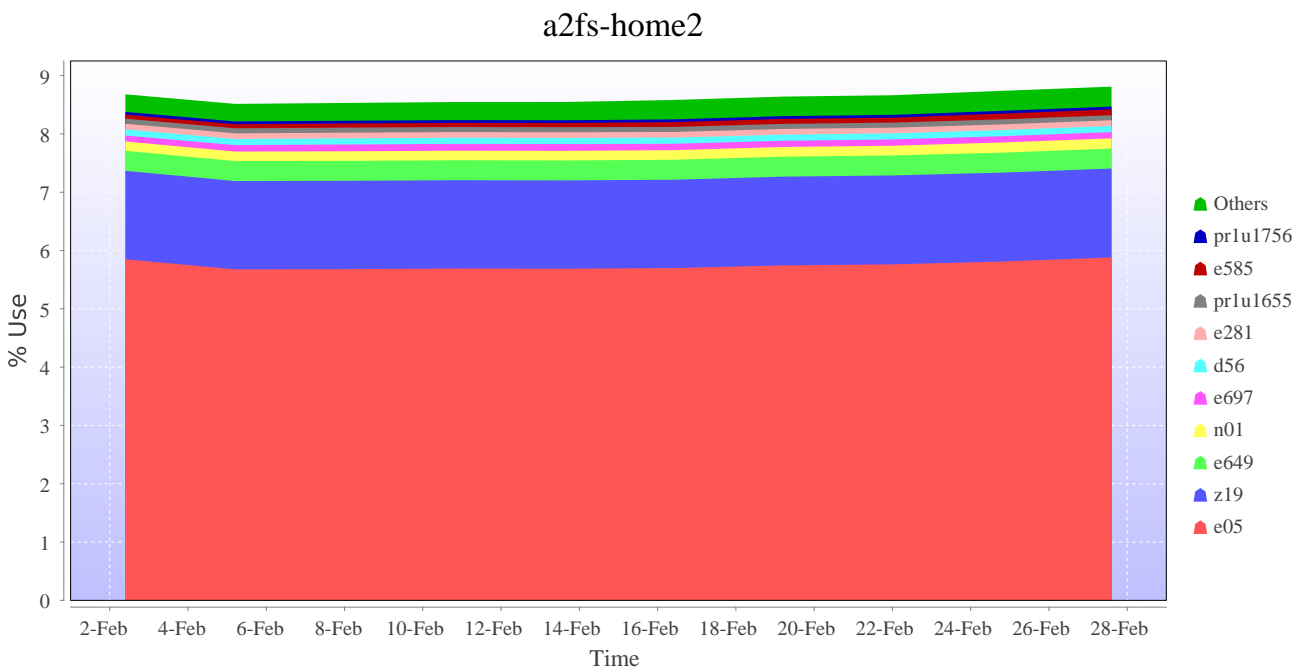
### Disk usage for home ( a2fs-home1 )

This is a plot of Disk Use on a2fs-home1 against time. The plot is divided into a number of classes according to Project. This is a stacked plot so the top of the plot represents the total usage at a given time.



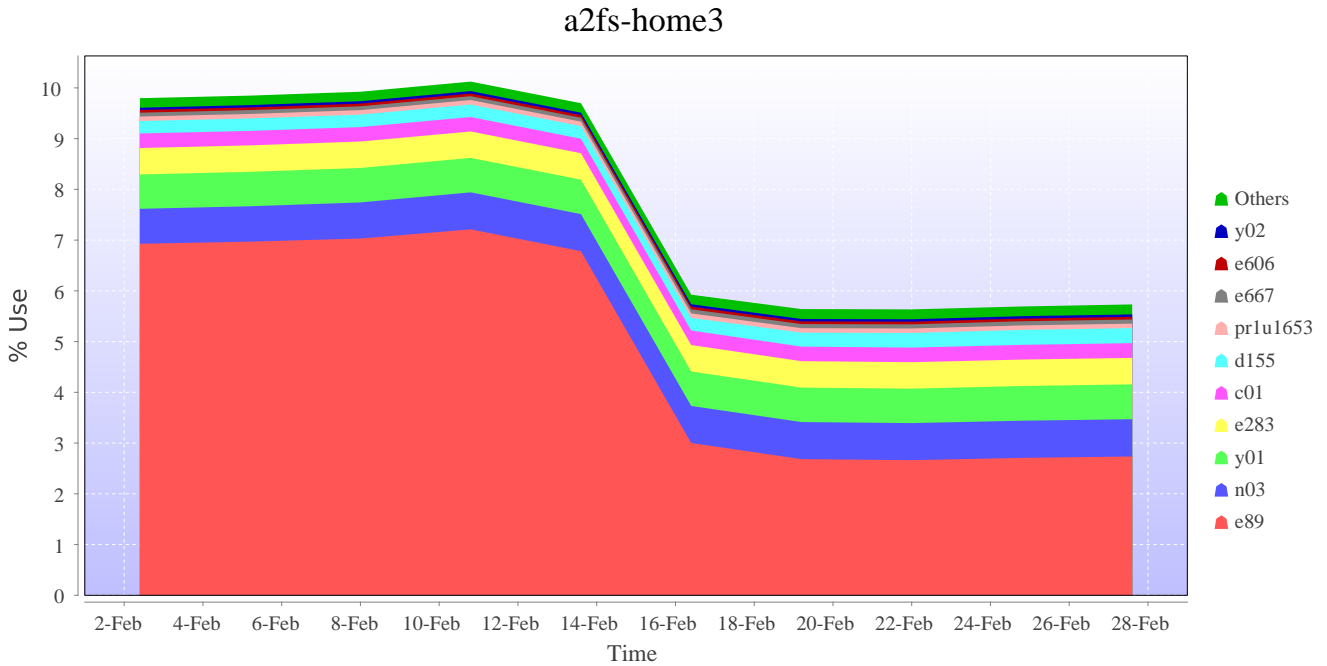
### Disk usage for home ( a2fs-home2 )

This is a plot of Disk Use on a2fs-home2 against time. The plot is divided into a number of classes according to Project. This is a stacked plot so the top of the plot represents the total usage at a given time.



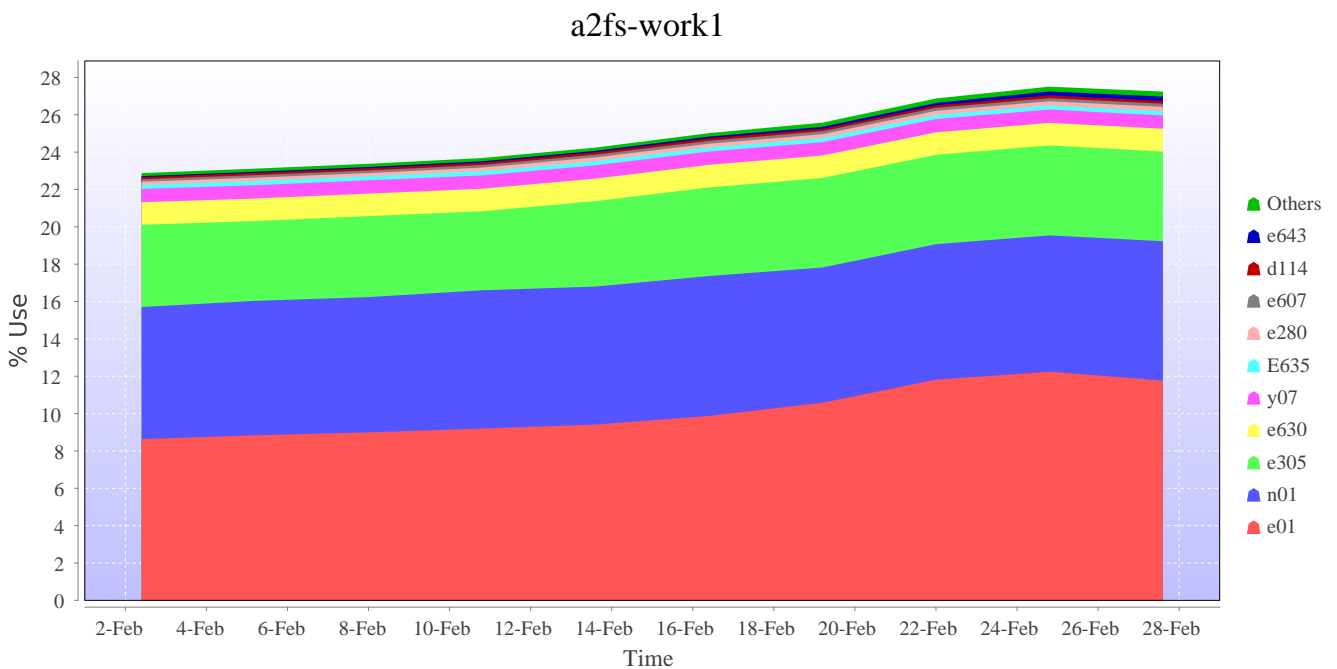
### Disk usage for home ( a2fs-home3 )

This is a plot of Disk Use on a2fs-home3 against time. The plot is divided into a number of classes according to Project. This is a stacked plot so the top of the plot represents the total usage at a given time.



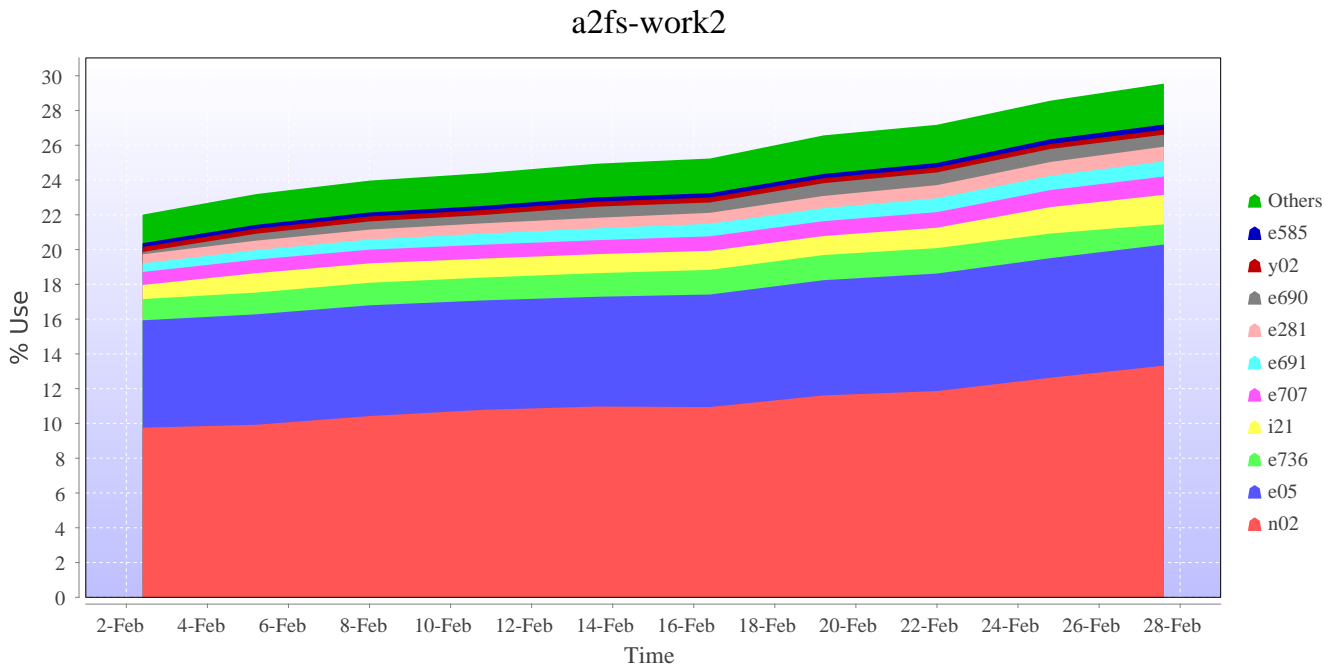
### Disk usage for work ( a2fs-work1 )

This is a plot of Disk Use on a2fs-work1 against time. The plot is divided into a number of classes according to Project. This is a stacked plot so the top of the plot represents the total usage at a given time.



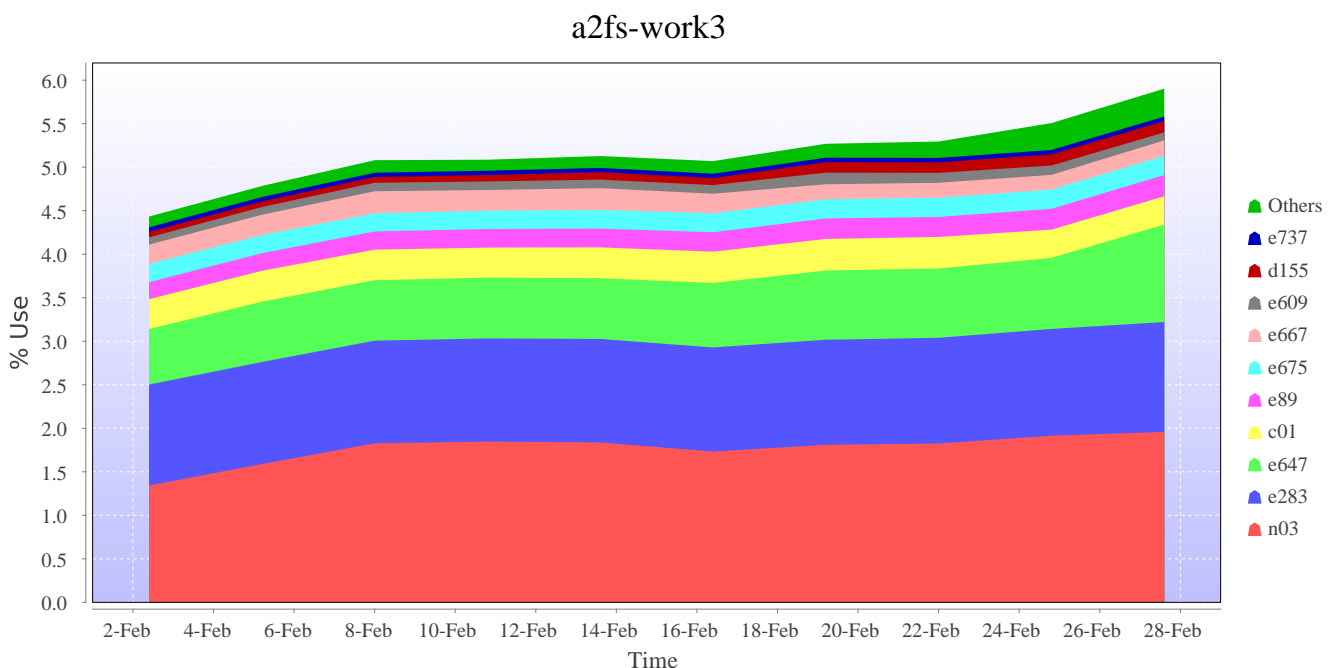
## Disk usage for work ( a2fs-work2 )

This is a plot of Disk Use on a2fs-work2 against time. The plot is divided into a number of classes according to Project. This is a stacked plot so the top of the plot represents the total usage at a given time.



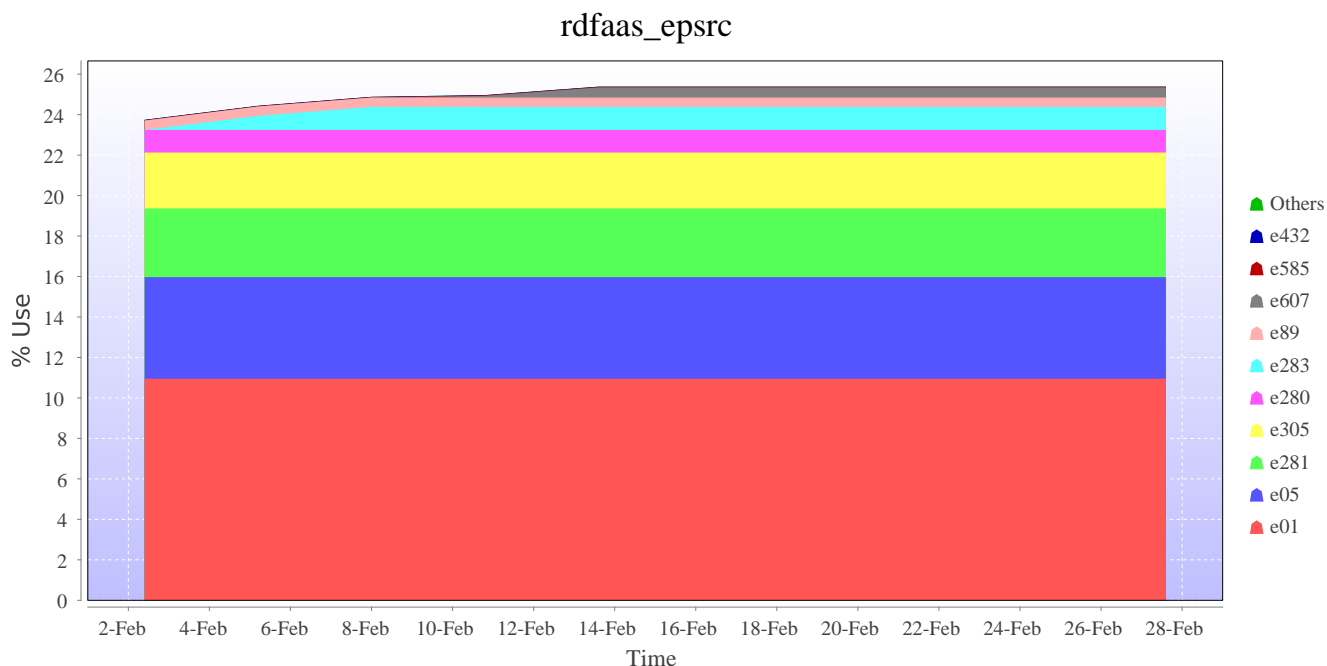
## Disk usage for work ( a2fs-work3 )

This is a plot of Disk Use on a2fs-work3 against time. The plot is divided into a number of classes according to Project. This is a stacked plot so the top of the plot represents the total usage at a given time.



## Disk usage for epsrc ( rdfaas\_epsrc )

This is a plot of Disk Use on rdfaas\_epsrc against time. The plot is divided into a number of classes according to Project. This is a stacked plot so the top of the plot represents the total usage at a given time.



## Disk usage for general ( rdfaas\_general )

This is a plot of Disk Use on rdfaas\_general against time. The plot is divided into a number of classes according to Project. This is a stacked plot so the top of the plot represents the total usage at a given time.

