

# Monthly Reporting

## Report from 01 September 2021 to 30 September 2021

### Report for Resource Pool Archer2 on archer2-4c

A total of 737,280 CUs were available during this period.

### Use and Allocations (by Project)

In the following table, Charged refers to usage which was charged against the project Allocation; whereas Used refers to usage including uncharged time. Uncharged time can arise from use of the Low Priority queue and/or during times when charging is disabled on the service.

The (Allocation) column is the time allocated to the project, scaled according to the reporting period and shown as a fraction of the available resources. If this report period is a sub-period of the Allocation period then the SAFE calculates the Allocation for this sub-period based on a linear spend profile of the total Allocation. If the usage for a project is not linear across the full Allocation period the the Use can be larger than the extrapolated Allocation.

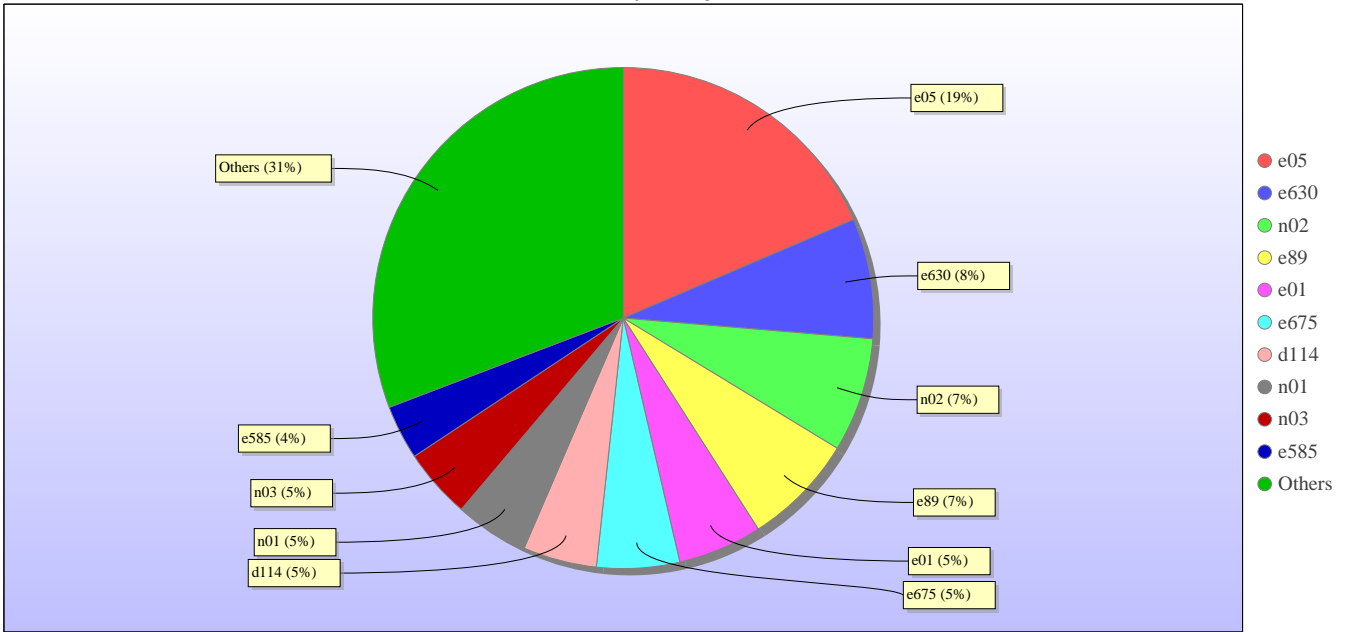
Project	Project Class	Number of Jobs	Charged CUs	Charged Utilisation	Used CUs	Utilisation	Allocated CUs	Allocation
e683	Pioneer Projects	35	543.8	0.07%	543.8	0.07%	9,075.0	1.23%
e685	Pioneer Projects	119	6,923.9	0.94%	6,923.9	0.94%	24,111.1	3.27%
e686	Pioneer Projects	0	0.0	0.00%	0.0	0.00%	109.1	0.01%
e687	Pioneer Projects	47	467.8	0.06%	467.8	0.06%	326.0	0.04%
e688	Pioneer Projects	8	2,984.4	0.40%	2,984.4	0.40%	1,630.1	0.22%
e689	Pioneer Projects	67	16.1	0.00%	16.1	0.00%	32.6	0.00%
e690	Pioneer Projects	0	0.0	0.00%	0.0	0.00%	32.6	0.00%
e691	Pioneer Projects	0	0.0	0.00%	0.0	0.00%	32.6	0.00%
e692	Pioneer Projects	0	0.0	0.00%	0.0	0.00%	81.5	0.01%
e693	Pioneer Projects	0	0.0	0.00%	0.0	0.00%	48.8	0.01%
E635	Class1a	572	11,692.0	1.59%	11,692.0	1.59%	3,244.2	0.44%
c01	Class1a	1,686	13,471.9	1.83%	13,472.4	1.83%	30,626.9	4.15%
e348	Class1a	543	542.9	0.07%	542.9	0.07%	3,613.6	0.49%
e432	Class1a	0	0.0	0.00%	0.0	0.00%	5,052.4	0.69%
e448	Class1a	44	1,013.1	0.14%	1,013.1	0.14%	11,715.3	1.59%
e537	Class1a	0	0.0	0.00%	0.0	0.00%	1,205.6	0.16%
e558	Class1a	0	0.0	0.00%	0.0	0.00%	4.7	0.00%
e569	Class1a	71	2,673.5	0.36%	2,673.5	0.36%	2,503.0	0.34%
e572	Class1a	0	0.0	0.00%	0.0	0.00%	1,932.6	0.26%
e575	Class1a	370	1,066.0	0.14%	1,066.0	0.14%	2,829.6	0.38%
e606	Class1a	128	264.7	0.04%	264.7	0.04%	7,289.4	0.99%
e607	Class1a	217	22,377.7	3.04%	22,377.7	3.04%	10,275.6	1.39%
e608	Class1a	165	3,087.6	0.42%	3,087.6	0.42%	3,113.5	0.42%
e609	Class1a	242	1,258.1	0.17%	1,258.1	0.17%	1,090.7	0.15%
e610	Class1a	49	2,073.6	0.28%	2,073.6	0.28%	1,507.7	0.20%
e613	Class1a	33	739.6	0.10%	739.6	0.10%	807.8	0.11%
e627	Class1a	157	8,959.3	1.22%	8,959.3	1.22%	8,196.7	1.11%
e630	Class1a	149	50,426.2	6.84%	50,426.2	6.84%	33,034.8	4.48%
e637	Class1a	1	0.0	0.00%	0.0	0.00%	1,622.1	0.22%
e642	Class1a	0	0.0	0.00%	0.0	0.00%	4,680.5	0.63%
e643	Class1a	167	313.7	0.04%	313.7	0.04%	4,624.8	0.63%
e645	Class1a	0	0.0	0.00%	0.0	0.00%	2,604.3	0.35%

Project	Project Class	Number of Jobs	Charged CUs	Charged Utilisation	Used CUs	Utilisation	Allocated CUs	Allocation
e647	Class1a	1,108	6,358.4	0.86%	6,358.4	0.86%	9,053.2	1.23%
e648	Class1a	34	64.8	0.01%	64.8	0.01%	1,561.8	0.21%
e649	Class1a	10	947.8	0.13%	947.8	0.13%	6,489.9	0.88%
e651	Class1a	0	0.0	0.00%	0.0	0.00%	1,301.0	0.18%
e655	Class1a	28	152.5	0.02%	313.5	0.04%	4,542.6	0.62%
e663	Class1a	294	3,903.8	0.53%	3,903.8	0.53%	2,703.5	0.37%
e664	Class1a	0	0.0	0.00%	0.0	0.00%	865.1	0.12%
e667	Class1a	55	3,482.3	0.47%	3,482.3	0.47%	2,097.3	0.28%
e668	Class1a	0	0.0	0.00%	0.0	0.00%	1,398.2	0.19%
e681	Class1a	0	0.0	0.00%	0.0	0.00%	575.9	0.08%
e682	Class1a	0	0.0	0.00%	0.0	0.00%	2,375.1	0.32%
e684	Class1a	63	1.1	0.00%	1.1	0.00%	731.4	0.10%
e694	Class1a	0	0.0	0.00%	0.0	0.00%	1,834.3	0.25%
e696	Class1a	0	0.0	0.00%	0.0	0.00%	105.6	0.01%
e697	Class1a	73	4,169.6	0.57%	4,169.6	0.57%	2,840.4	0.39%
e700	Class1a	5	2.1	0.00%	2.1	0.00%	395.9	0.05%
e701	Class1a	111	2,118.4	0.29%	2,118.4	0.29%	2,003.7	0.27%
e702	Class1a	113	1,568.1	0.21%	1,568.1	0.21%	967.9	0.13%
e707	Class1a	26	7,925.3	1.07%	7,925.3	1.07%	4,457.3	0.60%
e708	Class1a	0	0.0	0.00%	0.0	0.00%	1,431.7	0.19%
e710	Class1a	0	0.0	0.00%	0.0	0.00%	221.8	0.03%
e712	Class1a	0	0.0	0.00%	0.0	0.00%	49.1	0.01%
e721	Class1a	0	0.0	0.00%	0.0	0.00%	251.3	0.03%
e6337	Class1a	0	0.0	0.00%	0.0	0.00%	2,288.3	0.31%
ec110	Class1a	0	0.0	0.00%	0.0	0.00%	1.1	0.00%
e01	Consortia	1,724	35,278.3	4.78%	35,304.1	4.79%	50,062.7	6.79%
e05	Consortia	9,378	114,477.0	15.53%	120,729.5	16.37%	191,101.4	25.92%
e89	Consortia	9,103	47,085.3	6.39%	47,087.0	6.39%	61,267.2	8.31%
e280	Consortia	88	3,039.6	0.41%	3,039.6	0.41%	25,846.8	3.51%
e281	Consortia	378	9,675.3	1.31%	10,961.2	1.49%	10,729.4	1.46%
e283	Consortia	931	7,174.1	0.97%	7,174.1	0.97%	12,051.3	1.63%
e305	Consortia	846	15,985.4	2.17%	16,021.7	2.17%	20,740.5	2.81%
e585	Consortia	601	22,795.9	3.09%	22,795.9	3.09%	21,632.9	2.93%
e669	Pump Priming	0	0.0	0.00%	0.0	0.00%	78.4	0.01%
e695	Pump Priming	0	0.0	0.00%	0.0	0.00%	124.4	0.02%
e698	Pump Priming	0	0.0	0.00%	0.0	0.00%	97.9	0.01%
e699	Pump Priming	0	0.0	0.00%	0.0	0.00%	98.3	0.01%
e703	Pump Priming	0	0.0	0.00%	0.0	0.00%	112.1	0.02%
e704	Pump Priming	36	2.5	0.00%	2.5	0.00%	70.2	0.01%
e709	Pump Priming	0	0.0	0.00%	0.0	0.00%	111.6	0.02%
e711	Pump Priming	0	0.0	0.00%	0.0	0.00%	129.1	0.02%
e718	Pump Priming	18	0.3	0.00%	0.3	0.00%	125.9	0.02%
e719	Pump Priming	63	13.8	0.00%	13.8	0.00%	132.6	0.02%
ta021	Training	0	0.0	0.00%	0.0	0.00%	61.9	0.01%
ta026	Training	0	0.0	0.00%	0.0	0.00%	61.5	0.01%
ta027	Training	28	0.1	0.00%	0.1	0.00%	82.2	0.01%
ta035	Training	50	715.1	0.10%	716.1	0.10%	366.1	0.05%
ta036	Training	0	0.0	0.00%	0.0	0.00%	12.7	0.00%
ta037	Training	0	0.0	0.00%	0.0	0.00%	61.6	0.01%
ta038	Training	0	0.0	0.00%	0.0	0.00%	61.6	0.01%
ta039	Training	174	4.9	0.00%	4.9	0.00%	857.1	0.12%
ta041	Training	0	0.0	0.00%	0.0	0.00%	1.2	0.00%
ta042	Training	0	0.0	0.00%	0.0	0.00%	61.5	0.01%
ta043	Training	0	0.0	0.00%	0.0	0.00%	38.1	0.01%
e507	Access to HPC	0	0.0	0.00%	0.0	0.00%	2,279.7	0.31%
e596	Access to HPC	0	0.0	0.00%	0.0	0.00%	628.7	0.09%
e632	Access to HPC	0	0.0	0.00%	0.0	0.00%	4,712.0	0.64%
e672	Access to HPC	665	2,035.3	0.28%	2,035.3	0.28%	2,219.9	0.30%
e673	Access to HPC	105	149.2	0.02%	149.2	0.02%	4,363.0	0.59%
e674	Access to HPC	39	764.2	0.10%	764.2	0.10%	2,124.2	0.29%
e675	Access to HPC	468	34,747.6	4.71%	34,747.6	4.71%	11,518.3	1.56%
e676	Access to HPC	0	0.0	0.00%	0.0	0.00%	3,341.1	0.45%
e677	Access to HPC	0	0.0	0.00%	0.0	0.00%	7.0	0.00%

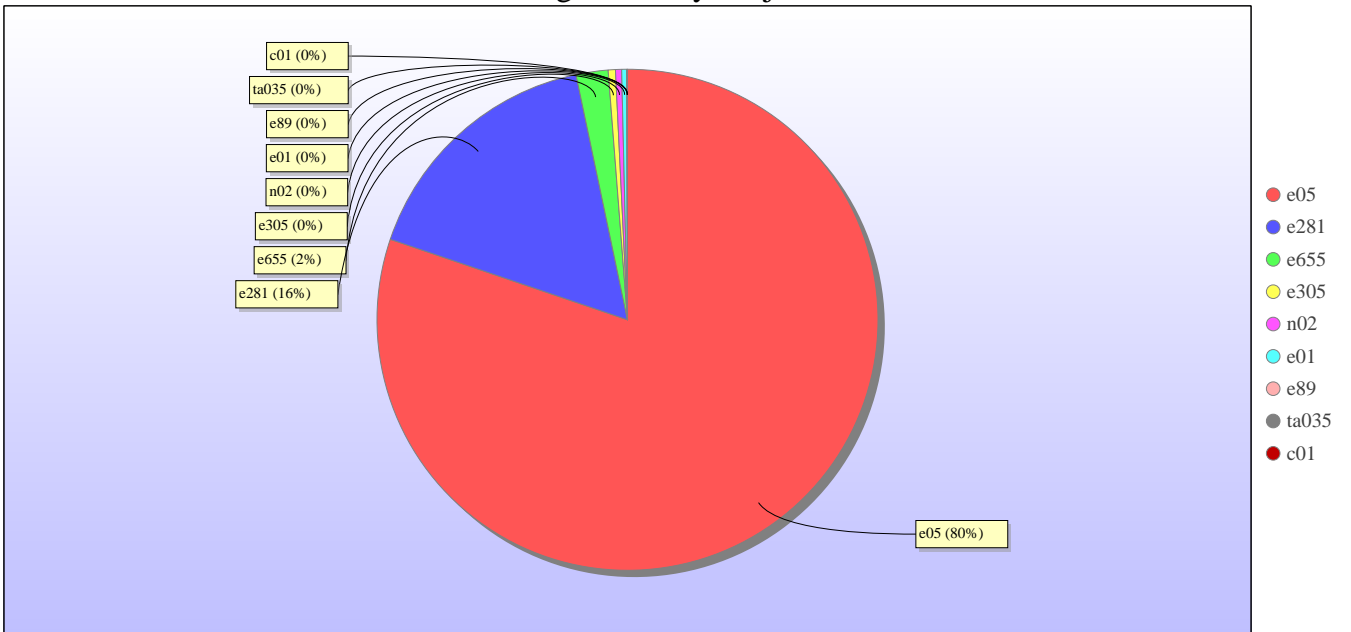
Project	Project Class	Number of Jobs	Charged CUs	Charged Utilisation	Used CUs	Utilisation	Allocated CUs	Allocation
e678	Access to HPC	135	801.8	0.11%	801.8	0.11%	785.3	0.11%
e679	Access to HPC	419	3,208.5	0.44%	3,208.5	0.44%	3,141.3	0.43%
e680	Access to HPC	0	0.0	0.00%	0.0	0.00%	3,272.2	0.44%
e705	Access to HPC	60	157.5	0.02%	157.5	0.02%	3,596.1	0.49%
<b>EPSRC Total</b>		<b>32,099</b>	<b>459,702.2</b>	<b>62.35%</b>	<b>467,466.9</b>	<b>63.40%</b>	<b>665,765.7</b>	<b>90.30%</b>
n01	Consortia	2,424	30,617.6	4.15%	30,617.6	4.15%	149,013.7	20.21%
n02	Consortia	15,656	47,933.3	6.50%	47,964.1	6.51%	425,095.9	57.66%
n03	Consortia	3,002	29,319.9	3.98%	29,319.9	3.98%	108,739.7	14.75%
<b>NERC Total</b>		<b>21,082</b>	<b>107,870.8</b>	<b>14.63%</b>	<b>107,901.6</b>	<b>14.64%</b>	<b>682,849.3</b>	<b>92.62%</b>
e621	Class1a	0	0.0	0.00%	0.0	0.00%	2,086.5	0.28%
<b>BBSRC Total</b>		<b>0</b>	<b>0.0</b>	<b>0.00%</b>	<b>0.0</b>	<b>0.00%</b>	<b>2,086.5</b>	<b>0.28%</b>
pr1u0001	DECI: EXEC	0	0.0	0.00%	0.0	0.00%	8.3	0.00%
pr1u1651	DECI: EXEC	21	3,174.0	0.43%	3,174.0	0.43%	775.4	0.11%
pr1u1652	DECI: EXEC	9	263.3	0.04%	263.3	0.04%	1,752.0	0.24%
pr1u1653	DECI: EXEC	2	15.7	0.00%	15.7	0.00%	5,566.0	0.75%
pr1u1654	DECI: EXEC	0	0.0	0.00%	0.0	0.00%	653.3	0.09%
pr1u1655	DECI: EXEC	423	2,048.4	0.28%	2,048.4	0.28%	4,097.1	0.56%
pr1u1656	DECI: EXEC	7,362	6,258.9	0.85%	6,258.9	0.85%	3,115.2	0.42%
pr1u1657	DECI: EXEC	0	0.0	0.00%	0.0	0.00%	515.0	0.07%
pr1u1658	DECI: EXEC	0	0.0	0.00%	0.0	0.00%	2,165.8	0.29%
pr1u1659	DECI: EXEC	644	674.7	0.09%	674.7	0.09%	1,530.7	0.21%
pr1u1751	DECI: EXEC	0	0.0	0.00%	0.0	0.00%	1,569.3	0.21%
pr1u1752	DECI: EXEC	1	0.1	0.00%	0.1	0.00%	1,864.9	0.25%
pr1u1753	DECI: EXEC	17	1.4	0.00%	1.4	0.00%	2,215.5	0.30%
pr1u1754	DECI: EXEC	78	591.4	0.08%	591.4	0.08%	2,564.3	0.35%
pr1u1755	DECI: EXEC	6	1.3	0.00%	1.3	0.00%	1,678.4	0.23%
pr1u1756	DECI: EXEC	0	0.0	0.00%	0.0	0.00%	3,957.1	0.54%
pr1u1757	DECI: EXEC	24	7.8	0.00%	7.8	0.00%	887.2	0.12%
pr1u1758	DECI: EXEC	0	0.0	0.00%	0.0	0.00%	692.4	0.09%
pr1u1759	DECI: EXEC	3	0.0	0.00%	0.0	0.00%	1,491.0	0.20%
pr1u1760	DECI: EXEC	42	361.8	0.05%	361.8	0.05%	559.5	0.08%
pr1u1601	DECI: HOME	0	0.0	0.00%	0.0	0.00%	0.1	0.00%
pr1u1602	DECI: HOME	0	0.0	0.00%	0.0	0.00%	0.1	0.00%
pr1u1603	DECI: HOME	0	0.0	0.00%	0.0	0.00%	0.1	0.00%
pr1u1604	DECI: HOME	0	0.0	0.00%	0.0	0.00%	0.1	0.00%
pr1u1605	DECI: HOME	0	0.0	0.00%	0.0	0.00%	0.1	0.00%
pr1u1606	DECI: HOME	0	0.0	0.00%	0.0	0.00%	0.1	0.00%
pr1u1608	DECI: HOME	0	0.0	0.00%	0.0	0.00%	0.1	0.00%
pr1u1609	DECI: HOME	0	0.0	0.00%	0.0	0.00%	0.1	0.00%
pr1u1610	DECI: HOME	0	0.0	0.00%	0.0	0.00%	0.1	0.00%
pr1u1611	DECI: HOME	0	0.0	0.00%	0.0	0.00%	80.6	0.01%
pr1u1702	DECI: HOME	101	1,573.4	0.21%	1,573.4	0.21%	1,647.8	0.22%
pr1u1707	DECI: HOME	387	2,394.2	0.32%	2,394.2	0.32%	1,427.8	0.19%
pr1ush01	DECI: HOME	0	0.0	0.00%	0.0	0.00%	456.0	0.06%
pr1ushpc	DECI: HOME	16	5.4	0.00%	5.4	0.00%	80.2	0.01%
<b>PRACE Total</b>		<b>9,136</b>	<b>17,371.9</b>	<b>2.36%</b>	<b>17,371.9</b>	<b>2.36%</b>	<b>41,352.1</b>	<b>5.61%</b>
ecseaa06	eCSE	0	0.0	0.00%	0.0	0.00%	178.4	0.02%
ecseaa09	eCSE	0	0.0	0.00%	0.0	0.00%	89.2	0.01%
ecseaa11	eCSE	0	0.0	0.00%	0.0	0.00%	76.1	0.01%
ecseaa12	eCSE	10	0.1	0.00%	0.1	0.00%	65.8	0.01%
ecseaa13	eCSE	0	0.0	0.00%	0.0	0.00%	178.4	0.02%
ecseaa14	eCSE	0	0.0	0.00%	0.0	0.00%	229.6	0.03%
ecseaa16	eCSE	433	2,077.7	0.28%	2,077.7	0.28%	228.5	0.03%
ecseaa19	eCSE	0	0.0	0.00%	0.0	0.00%	99.6	0.01%
ecseaa20	eCSE	19	0.3	0.00%	0.3	0.00%	242.3	0.03%
ecseaa21	eCSE	48	118.0	0.02%	118.0	0.02%	66.3	0.01%
ecseaa22	eCSE	0	0.0	0.00%	0.0	0.00%	191.4	0.03%
ecseaa26	eCSE	0	0.0	0.00%	0.0	0.00%	122.4	0.02%
ecseaa28	eCSE	0	0.0	0.00%	0.0	0.00%	77.6	0.01%
ecseab02	eCSE	0	0.0	0.00%	0.0	0.00%	90.0	0.01%
ecseab03	eCSE	69	3.1	0.00%	3.1	0.00%	145.5	0.02%
ecseab04	eCSE	0	0.0	0.00%	0.0	0.00%	54.5	0.01%
ecseab06	eCSE	4	0.1	0.00%	0.1	0.00%	15.8	0.00%

Project	Project Class	Number of Jobs	Charged CUs	Charged Utilisation	Used CUs	Utilisation	Allocated CUs	Allocation
ecseab11	eCSE	0	0.0	0.00%	0.0	0.00%	18.4	0.00%
ecseab12	eCSE	75	55.4	0.01%	55.4	0.01%	99.8	0.01%
ecseab13	eCSE	68	0.6	0.00%	0.6	0.00%	47.9	0.01%
ecseac02	eCSE	0	0.0	0.00%	0.0	0.00%	55.0	0.01%
ecseac04	eCSE	0	0.0	0.00%	0.0	0.00%	98.2	0.01%
ecseac06	eCSE	601	29.8	0.00%	29.8	0.00%	76.2	0.01%
ecseac10	eCSE	0	0.0	0.00%	0.0	0.00%	109.4	0.01%
ecsead07	eCSE	0	0.0	0.00%	0.0	0.00%	63.8	0.01%
<b>eCSE Total</b>		<b>1,327</b>	<b>2,285.0</b>	<b>0.31%</b>	<b>2,285.0</b>	<b>0.31%</b>	<b>2,720.4</b>	<b>0.37%</b>
d35	Research	0	0.0	0.00%	0.0	0.00%	139.5	0.02%
d56	Research	498	16,158.9	2.19%	16,158.9	2.19%	5,998.8	0.81%
d71	Research	0	0.0	0.00%	0.0	0.00%	4.7	0.00%
d114	Research	1,413	30,957.0	4.20%	30,957.0	4.20%	15,187.0	2.06%
d118	Research	127	44.0	0.01%	44.0	0.01%	767.1	0.10%
d137	Research	0	0.0	0.00%	0.0	0.00%	1,613.8	0.22%
d142	Research	16	356.0	0.05%	356.0	0.05%	1,823.1	0.25%
d155	Research	127	230.8	0.03%	230.8	0.03%	8,734.2	1.18%
d175	Research	15	2.8	0.00%	2.8	0.00%	655.6	0.09%
d428	Research	0	0.0	0.00%	0.0	0.00%	66.9	0.01%
d429	Research	956	2,519.4	0.34%	2,519.4	0.34%	9,113.9	1.24%
d432	Industrial	0	0.0	0.00%	0.0	0.00%	1,206.1	0.16%
d433	Industrial	3	1.2	0.00%	1.2	0.00%	173.4	0.02%
i18	Industrial	0	0.0	0.00%	0.0	0.00%	2,275.3	0.31%
i21	Industrial	0	0.0	0.00%	0.0	0.00%	1,293.6	0.18%
i238	Industrial	0	0.0	0.00%	0.0	0.00%	514.6	0.07%
i239	Industrial	0	0.0	0.00%	0.0	0.00%	800.0	0.11%
x06	Industrial	0	0.0	0.00%	0.0	0.00%	1.1	0.00%
d174	Training	0	0.0	0.00%	0.0	0.00%	490.1	0.07%
d176	Training	23	38.5	0.01%	38.5	0.01%	3.1	0.00%
ta034	Training	0	0.0	0.00%	0.0	0.00%	452.8	0.06%
ta040	Training	35	0.2	0.00%	0.2	0.00%	312.5	0.04%
y01	Service	0	0.0	0.00%	0.0	0.00%	56.9	0.01%
y02	Service	433	13.2	0.00%	13.2	0.00%	46.2	0.01%
y23	Service	0	0.0	0.00%	0.0	0.00%	53.8	0.01%
z19	Service	4,345	4,855.0	0.66%	4,855.0	0.66%	12,293.0	1.67%
z99	Service	0	0.0	0.00%	0.0	0.00%	0.5	0.00%
sc004	UoE Access	0	0.0	0.00%	0.0	0.00%	11.0	0.00%
<b>DirectorsTime Total</b>		<b>7,991</b>	<b>55,177.1</b>	<b>7.48%</b>	<b>55,177.1</b>	<b>7.48%</b>	<b>64,088.6</b>	<b>8.69%</b>
y07	Service	0	0.0	0.00%	0.0	0.00%	164.4	0.02%
z01	Service	0	0.0	0.00%	0.0	0.00%	75.8	0.01%
z02	Service	43	4.6	0.00%	4.6	0.00%	361.0	0.05%
<b>CSE Total</b>		<b>43</b>	<b>4.6</b>	<b>0.00%</b>	<b>4.6</b>	<b>0.00%</b>	<b>601.1</b>	<b>0.08%</b>
<b>Total</b>		<b>71,678</b>	<b>642,411.5</b>	<b>87.13%</b>	<b>650,207.0</b>	<b>88.19%</b>	<b>1,459,463.7</b>	<b>197.95%</b>

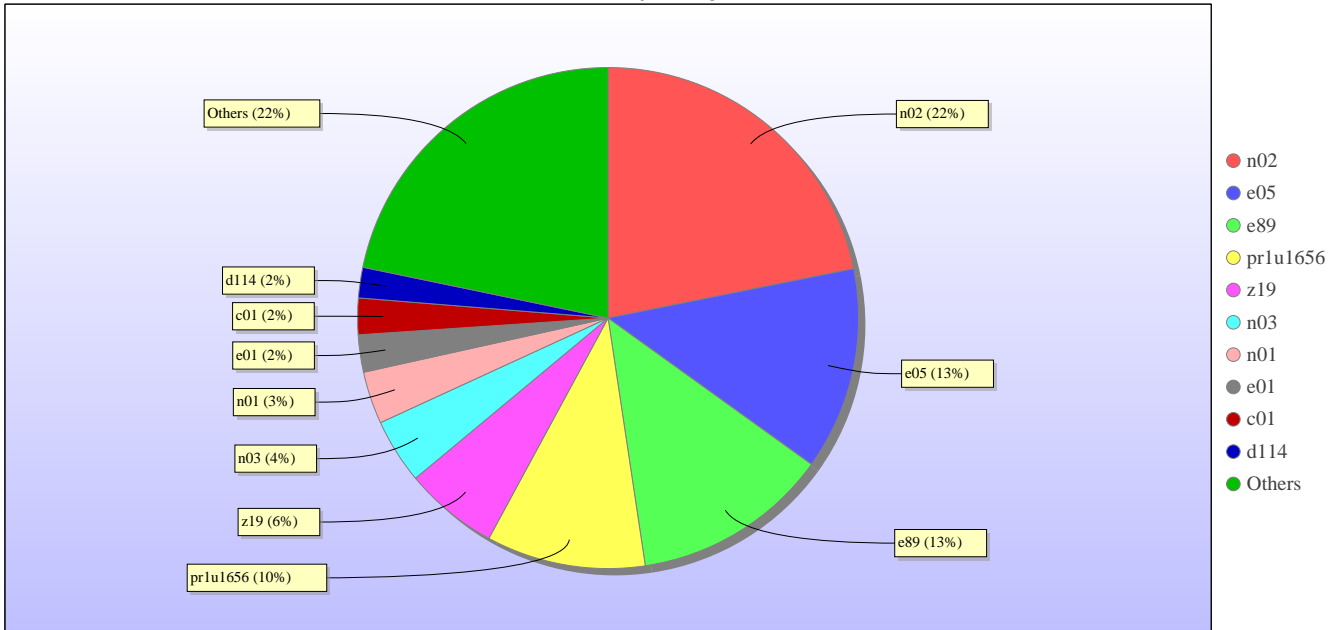
Use by Project



Uncharged Use by Project



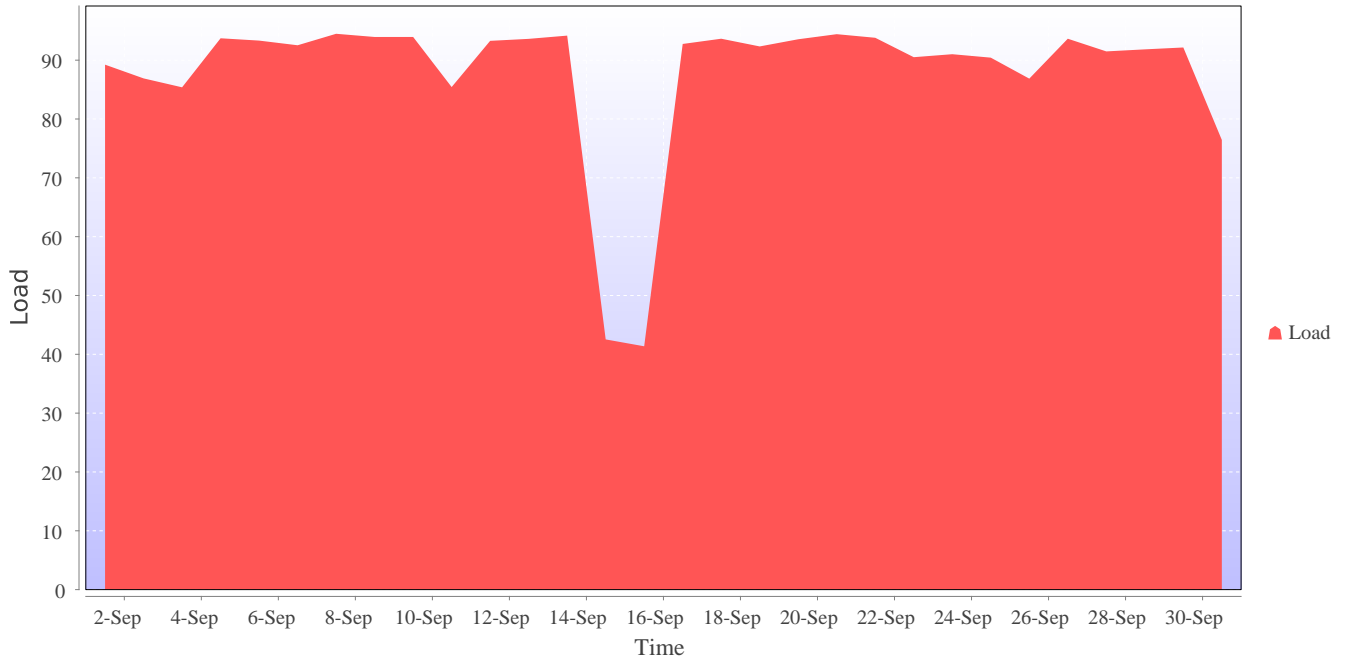
### Jobs by Project



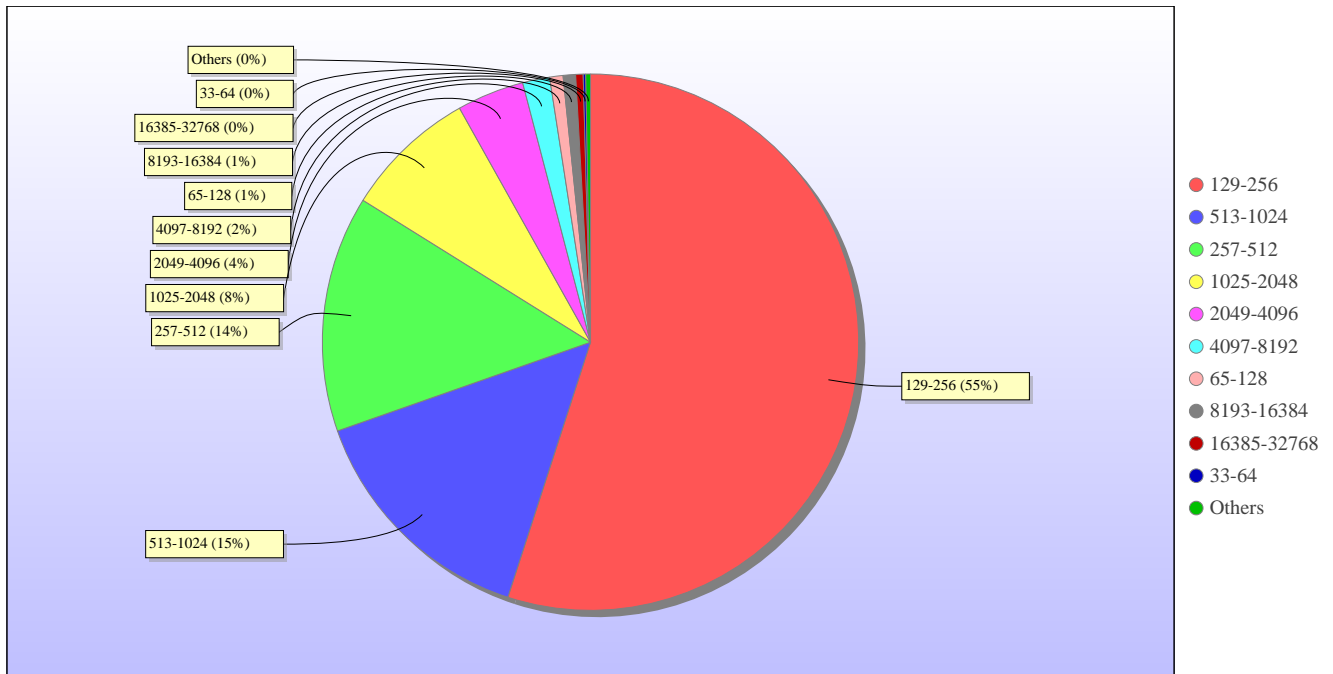
### CUs (by Size)

Size	CUs	Number of Jobs
1	0	80
2	0	6
3-4	0	12
5-8	0	7
9-16	0	13
17-32	0	17
33-64	0	109
65-128	0	577
129-256	54,100.654	39,415
257-512	44,314.281	10,209
513-1024	113,183.851	10,495
1025-2048	88,128.84	5,737
2049-4096	105,445.883	2,902
4097-8192	146,153.688	1,170
8193-16384	39,720.603	538
16385-32768	43,919.743	322
32769-65536	6,525.843	44
65537-131072	863.716	6
131073-262144	54.407	19

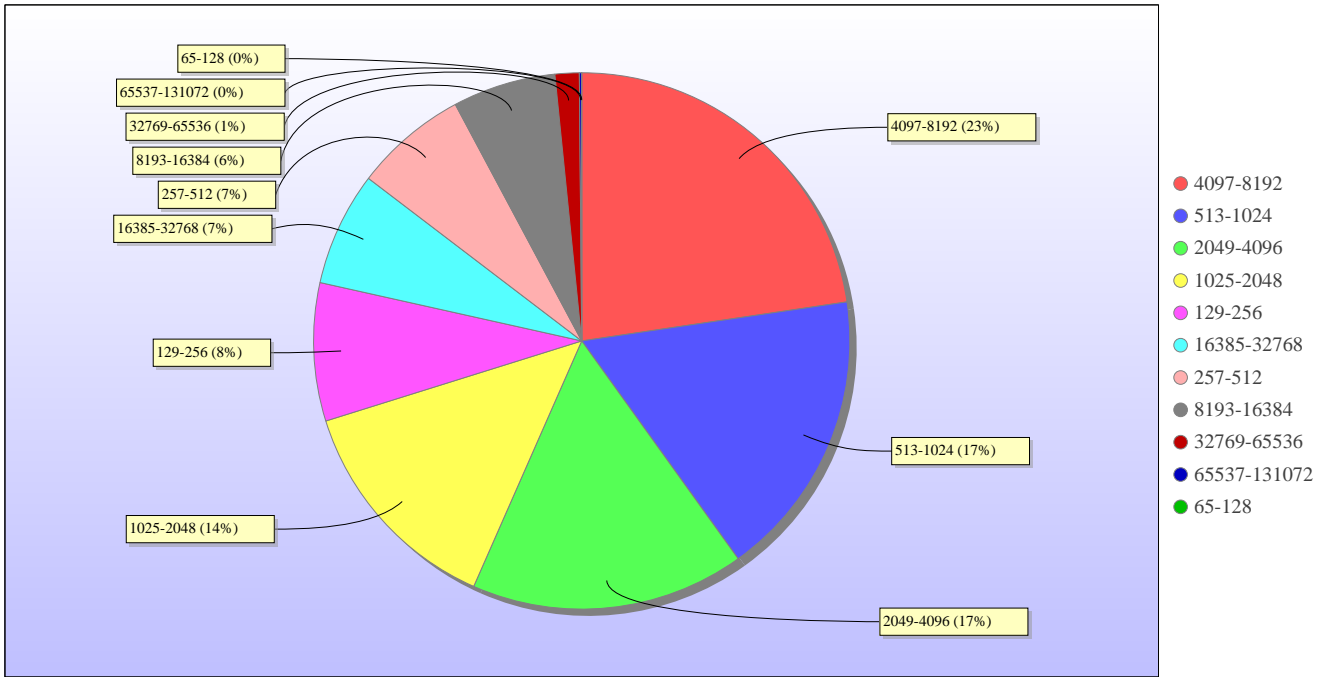
## Load plots



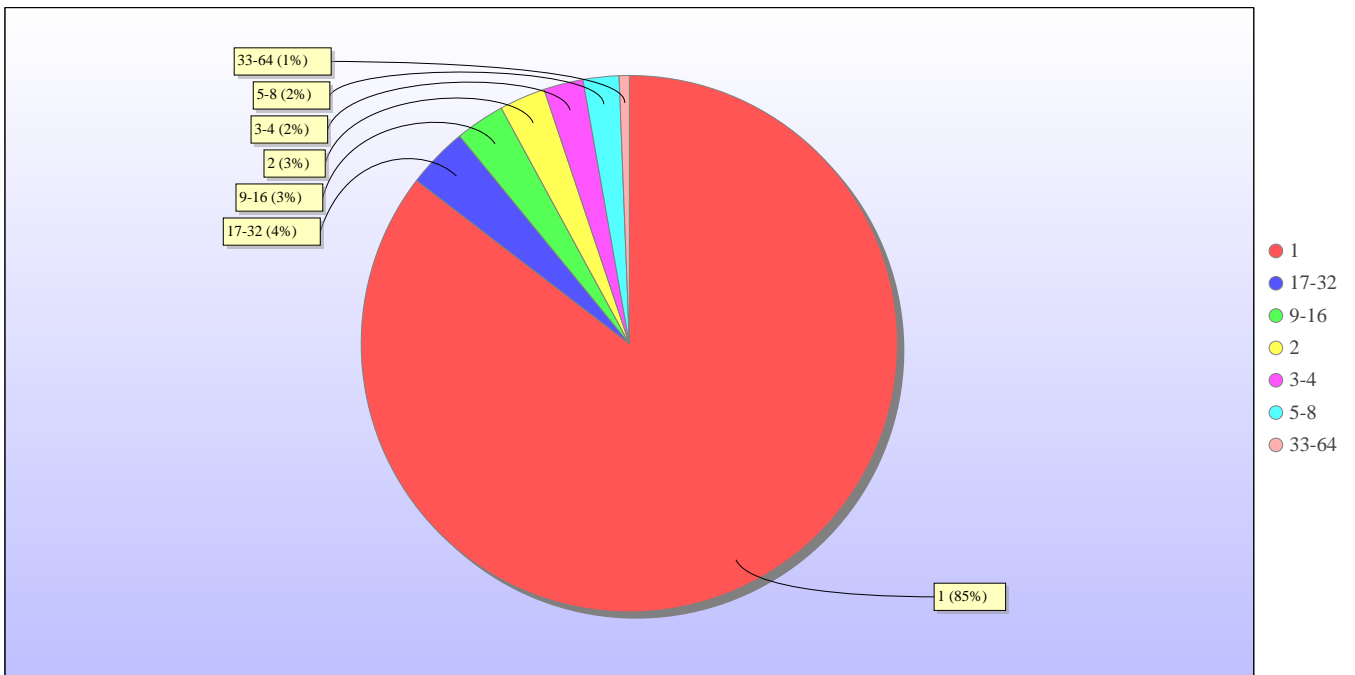
Percentage load on machine



Jobs by Size

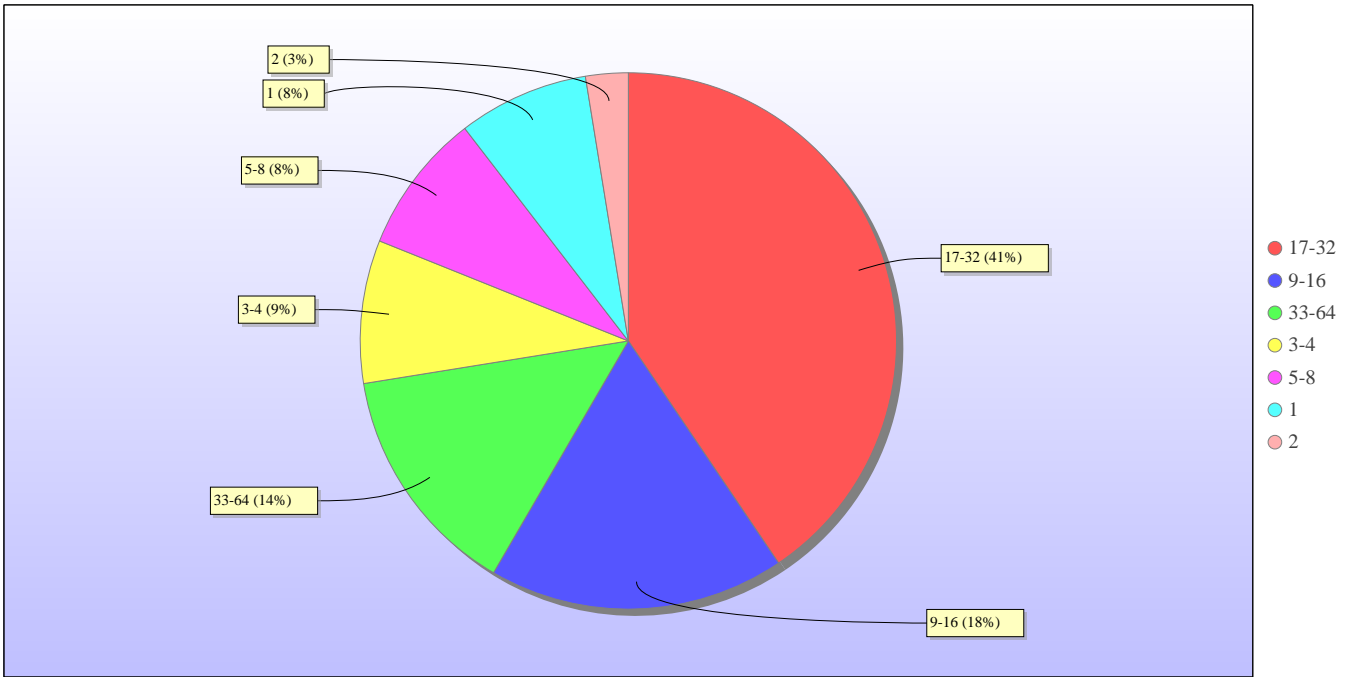


CUs used by Size

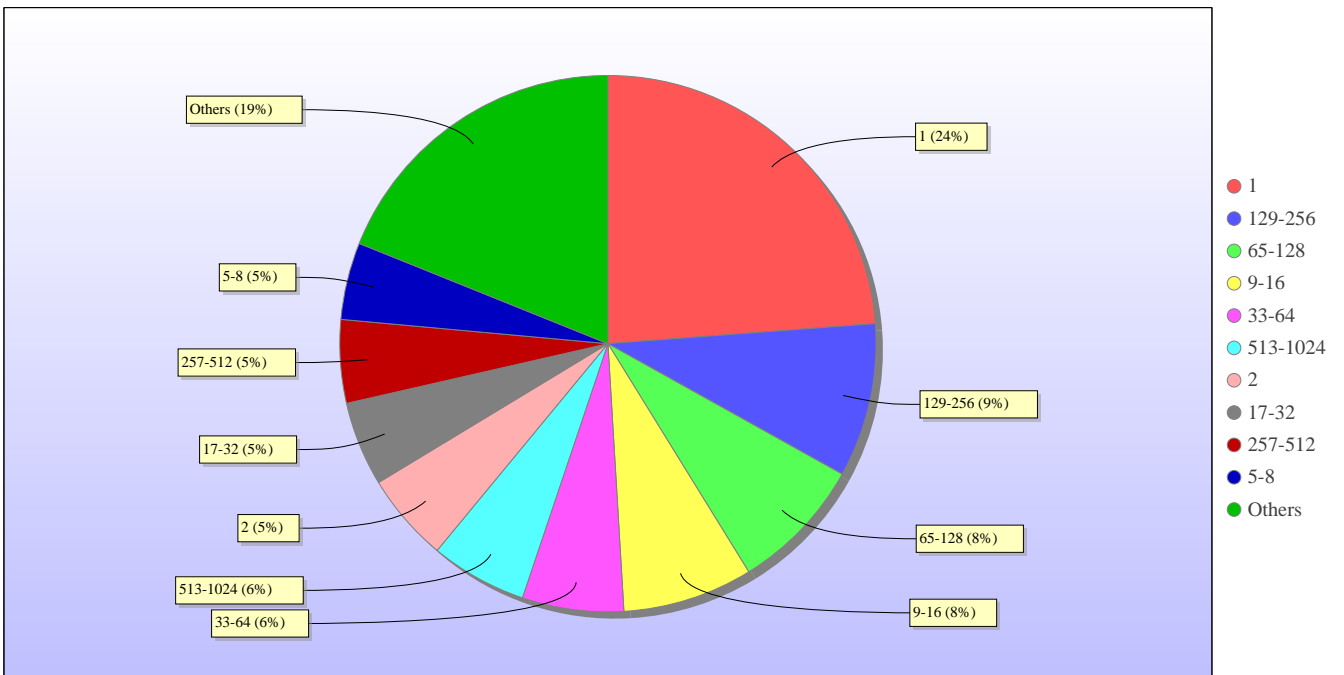


Jobs grouped by wall-clock-hours

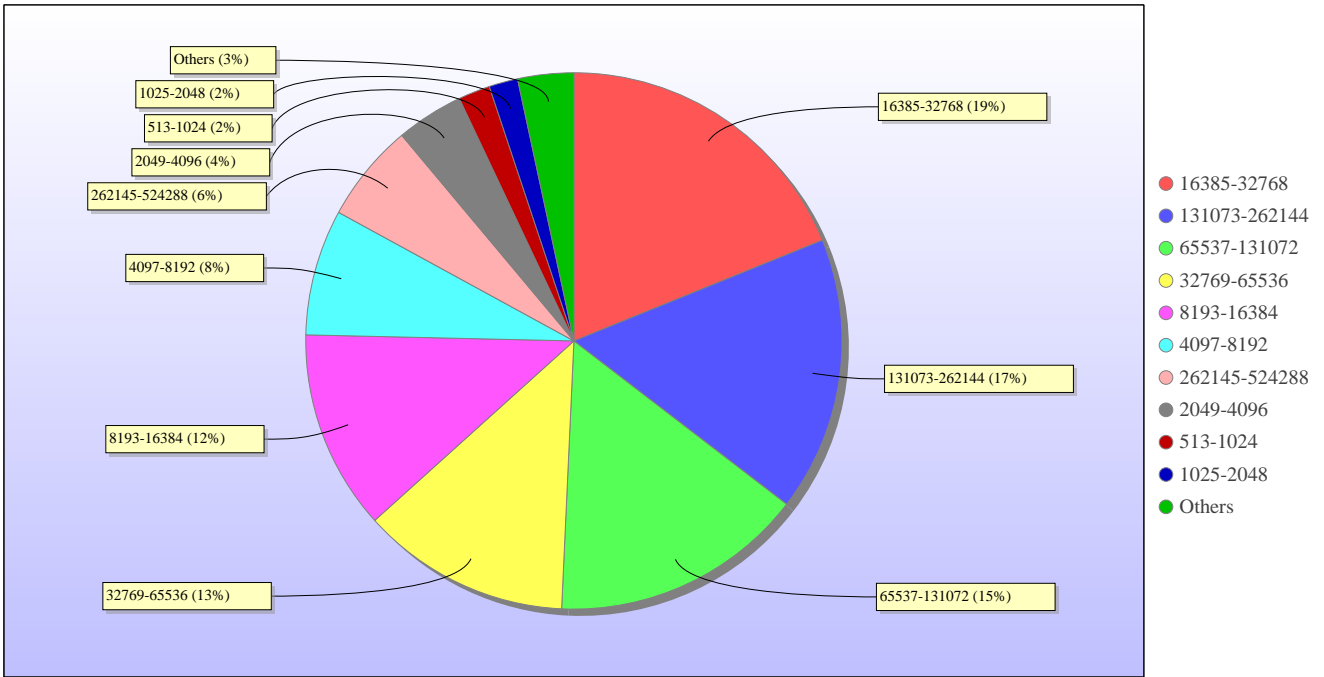




CUs used grouped by wall-clock-hours



Jobs grouped by core-hours

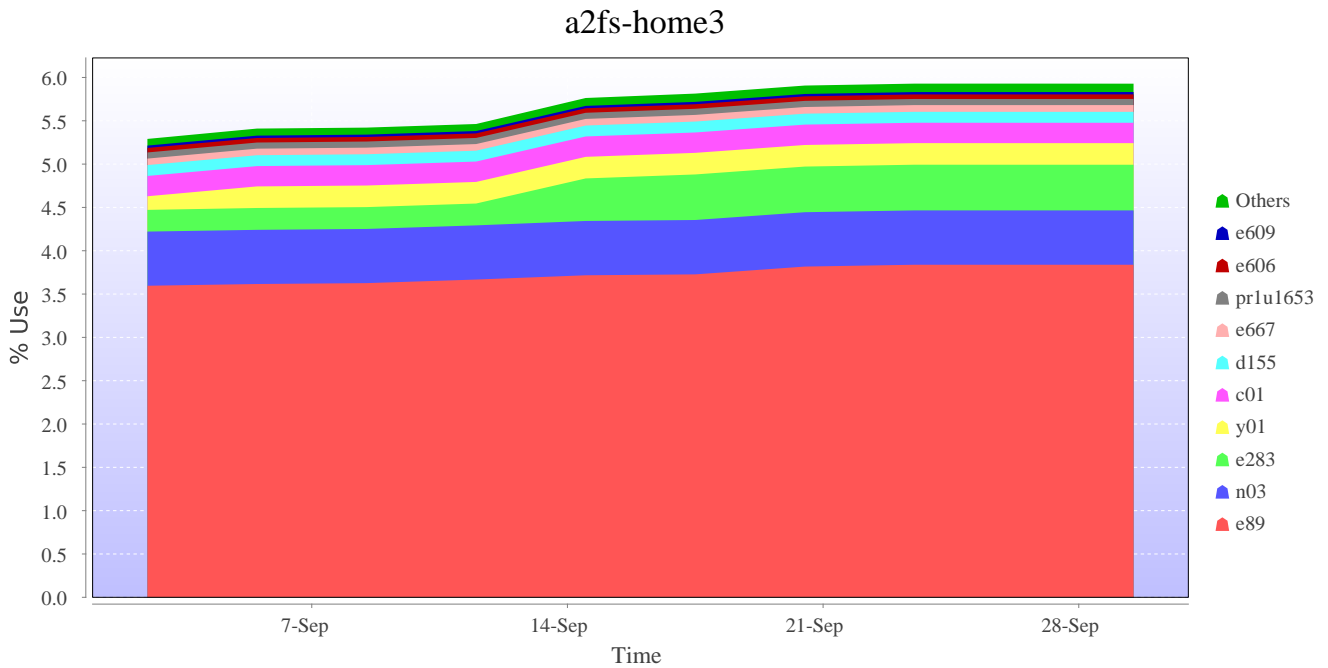


CUs used grouped by core-hours



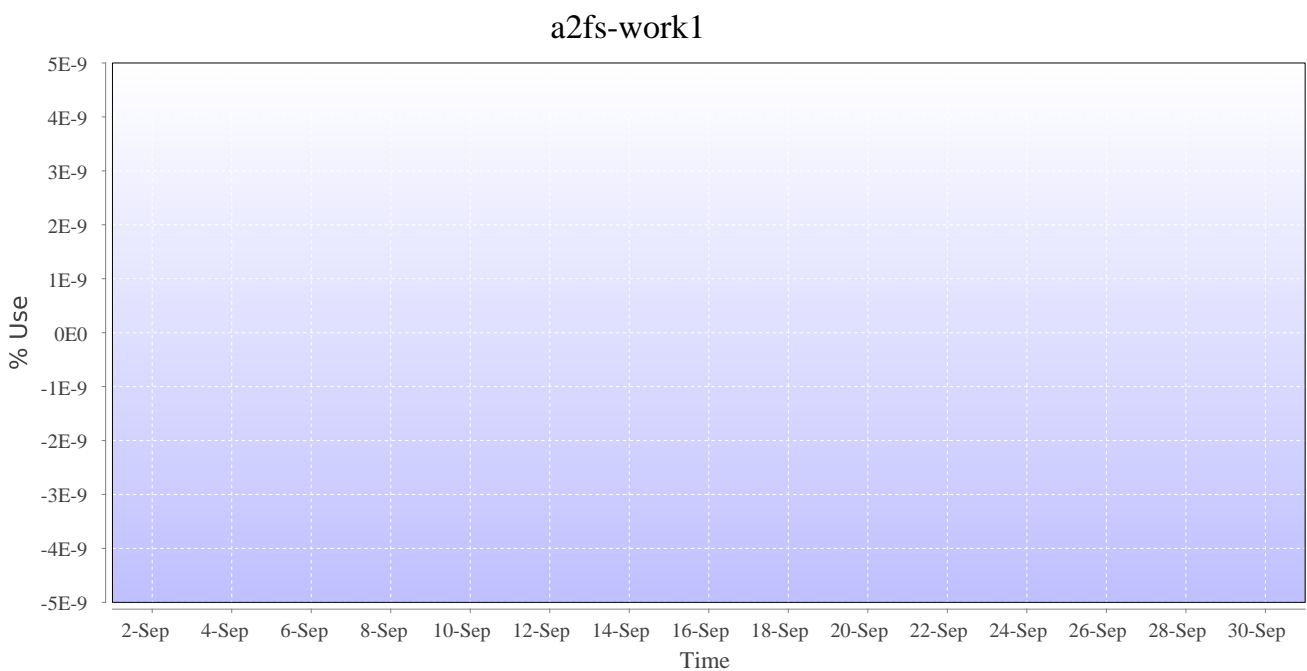
## Disk usage for home ( a2fs-home3 )

This is a plot of Disk Use on a2fs-home3 against time. The plot is divided into a number of classes according to Project. This is a stacked plot so the top of the plot represents the total usage at a given time.



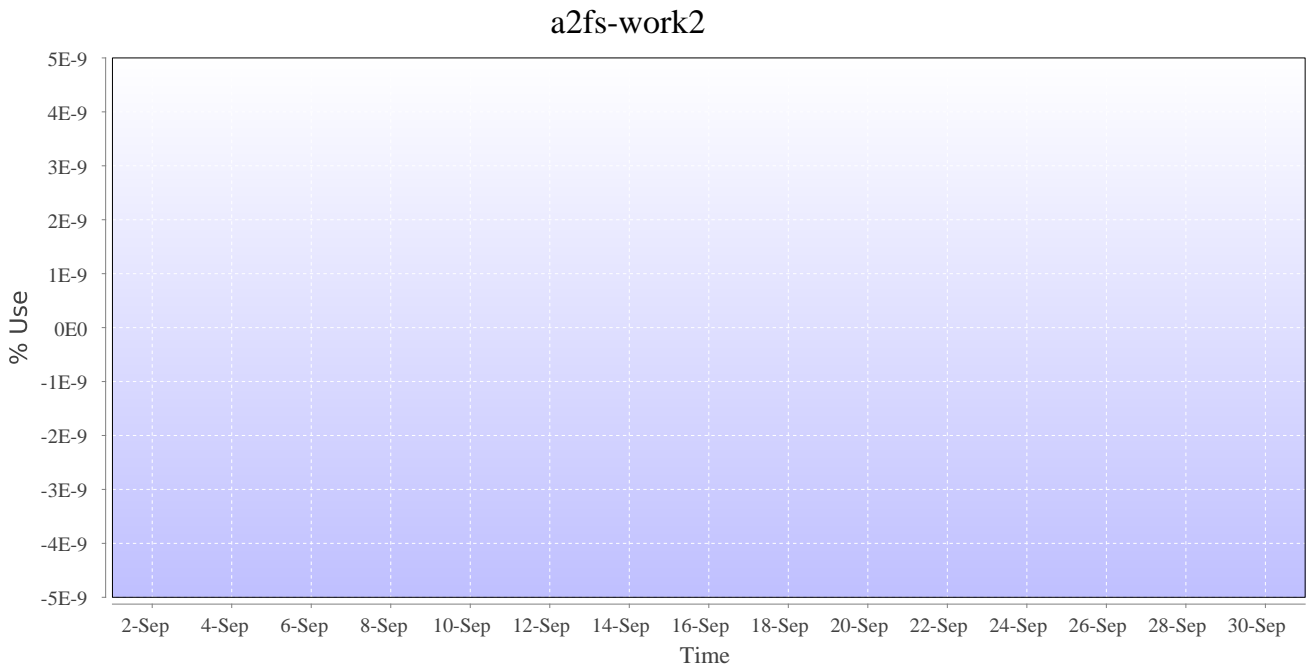
## Disk usage for work ( a2fs-work1 )

This is a plot of Disk Use on a2fs-work1 against time. The plot is divided into a number of classes according to Project. This is a stacked plot so the top of the plot represents the total usage at a given time.



## Disk usage for work ( a2fs-work2 )

This is a plot of Disk Use on a2fs-work2 against time. The plot is divided into a number of classes according to Project. This is a stacked plot so the top of the plot represents the total usage at a given time.



## Disk usage for work ( a2fs-work3 )

This is a plot of Disk Use on a2fs-work3 against time. The plot is divided into a number of classes according to Project. This is a stacked plot so the top of the plot represents the total usage at a given time.

